

Product datasheet

Anti-Interferon alpha 2 antibody ab193055

★★★★☆ [1 Abreviews](#) [6 References](#) [6 Images](#)

Overview

Product name	Anti-Interferon alpha 2 antibody
Description	Rabbit polyclonal to Interferon alpha 2
Host species	Rabbit
Tested applications	Suitable for: WB, IHC-P, ICC/IF
Species reactivity	Reacts with: Mouse, Human
Immunogen	Recombinant full length protein corresponding to Human Interferon alpha 2 aa 1 to the C-terminus. Database link: P01563 Run BLAST with Run BLAST with
Positive control	WB: Mouse liver tissue lysate, stomach tissue. IHC-P: Human kidney tissue, lung tissue, glioma tissue. ICC/IF: HeLa cells.
General notes	<p>The Life Science industry has been in the grips of a reproducibility crisis for a number of years. Abcam is leading the way in addressing this with our range of recombinant monoclonal antibodies and knockout edited cell lines for gold-standard validation. Please check that this product meets your needs before purchasing.</p> <p>If you have any questions, special requirements or concerns, please send us an inquiry and/or contact our Support team ahead of purchase. Recommended alternatives for this product can be found below, along with publications, customer reviews and Q&As</p>

Properties

Form	Liquid
Storage instructions	Shipped at 4°C. Store at +4°C short term (1-2 weeks). Upon delivery aliquot. Store at -20°C long term. Avoid freeze / thaw cycle.
Storage buffer	pH: 7.40 Constituents: 49% PBS, 50% Glycerol, 0.03% Proclin 300
Purity	Protein G purified
Purification notes	>95%
Clonality	Polyclonal
Isotype	IgG

Applications


The Abpromise guarantee Our **Abpromise guarantee** covers the use of ab193055 in the following tested applications. The application notes include recommended starting dilutions; optimal dilutions/concentrations should be determined by the end user.

Application	Abreviews	Notes
WB		1/500 - 1/5000. Predicted molecular weight: 22 kDa.
IHC-P	★★★★★ (1)	1/20 - 1/200.
ICC/IF		1/50 - 1/200.

Target

Function Produced by macrophages, IFN-alpha have antiviral activities.
Sequence similarities Belongs to the alpha/beta interferon family.
Cellular localization Secreted.

Images

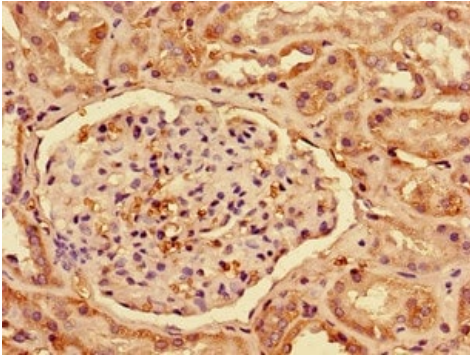


Anti-Interferon alpha 2 antibody (ab193055) at 2 µg/ml + Mouse liver tissue lysate

Secondary

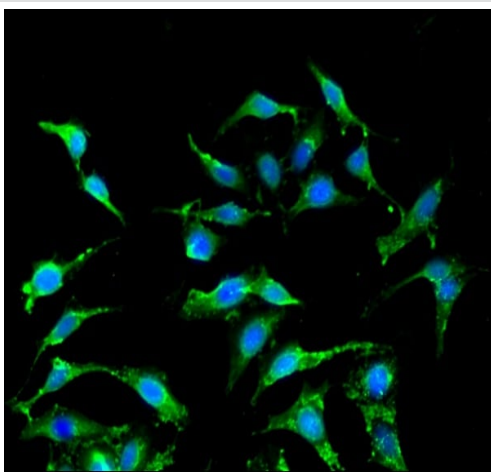
Polyclonal goat anti-rabbit at 1/10000 dilution

Predicted band size: 22 kDa



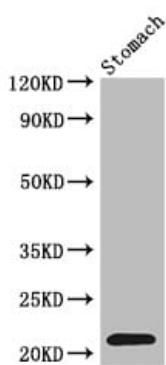
Immunohistochemistry (Formalin/PFA-fixed paraffin-embedded sections) - Anti-Interferon alpha 2 antibody (ab193055)

Immunohistochemistry (Formalin/PFA-fixed paraffin-embedded sections) analysis of human kidney tissue labelling Interferon alpha 2 with ab193055 at a dilution of 1/100.



Immunocytochemistry/ Immunofluorescence - Anti-Interferon alpha 2 antibody (ab193055)

Immunocytochemistry/ Immunofluorescence analysis of HeLa (Human epithelial cells from cervix adenocarcinoma cell line) cells labelling Interferon alpha 2 with ab193055 at 1/100 dilution. The nuclear counterstain is DAPI (blue).



Western blot - Anti-Interferon alpha 2 antibody (ab193055)

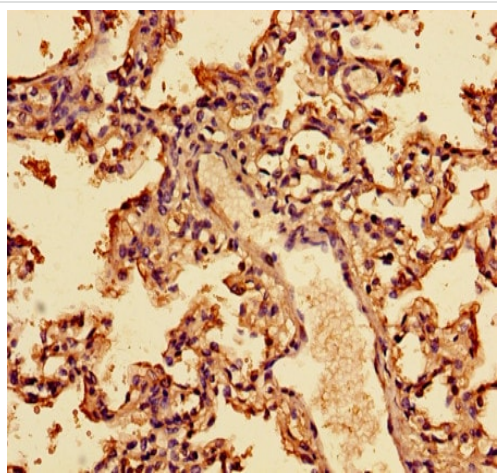
Anti-Interferon alpha 2 antibody (ab193055) at 3 µg/ml + Mouse stomach tissue

Secondary

Goat polyclonal to rabbit IgG at 1/50000 dilution

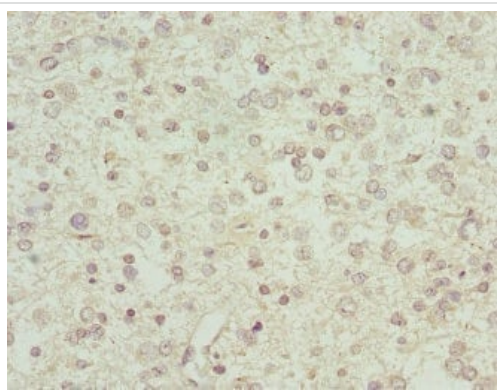
Predicted band size: 22 kDa

Observed band size: 22 kDa



Immunohistochemistry (Formalin/PFA-fixed paraffin-embedded sections) analysis of human lung tissue labeling Interferon alpha 2 with ab193055 at 1/100 dilution.

Immunohistochemistry (Formalin/PFA-fixed paraffin-embedded sections) - Anti-Interferon alpha 2 antibody (ab193055)



Immunohistochemistry (Formalin/PFA-fixed paraffin-embedded sections) analysis of human glioma tissue labelling Interferon alpha 2 with ab193055 at a dilution of 1/100.

Immunohistochemistry (Formalin/PFA-fixed paraffin-embedded sections) - Anti-Interferon alpha 2 antibody (ab193055)

Please note: All products are "FOR RESEARCH USE ONLY. NOT FOR USE IN DIAGNOSTIC PROCEDURES"

Our Abpromise to you: Quality guaranteed and expert technical support

- Replacement or refund for products not performing as stated on the datasheet
- Valid for 12 months from date of delivery
- Response to your inquiry within 24 hours

- We provide support in Chinese, English, French, German, Japanese and Spanish
- Extensive multi-media technical resources to help you
- We investigate all quality concerns to ensure our products perform to the highest standards

If the product does not perform as described on this datasheet, we will offer a refund or replacement. For full details of the Abpromise, please visit <https://www.abcam.com/abpromise> or contact our technical team.

Terms and conditions

- Guarantee only valid for products bought direct from Abcam or one of our authorized distributors