


## Product datasheet

### Anti-KANK2 antibody ab99351

★★★★★ [1 Abreviews](#) [3 Images](#)

#### Overview

<b>Product name</b>	Anti-KANK2 antibody
<b>Description</b>	Rabbit polyclonal to KANK2
<b>Host species</b>	Rabbit
<b>Tested applications</b>	<b>Suitable for:</b> WB, IP, IHC-P
<b>Species reactivity</b>	<b>Reacts with:</b> Human <b>Predicted to work with:</b> Chimpanzee, Rhesus monkey, Gorilla, Orangutan 
<b>Immunogen</b>	Synthetic peptide corresponding to Human KANK2 aa 550-650. Database link: <a href="#">Q63ZY3</a>
<b>Positive control</b>	HeLa whole cell lysate ( <a href="#">ab150035</a> )
<b>General notes</b>	<p>The Life Science industry has been in the grips of a reproducibility crisis for a number of years. Abcam is leading the way in addressing this with our range of recombinant monoclonal antibodies and knockout edited cell lines for gold-standard validation. Please check that this product meets your needs before purchasing.</p> <p>If you have any questions, special requirements or concerns, please send us an inquiry and/or contact our Support team ahead of purchase. Recommended alternatives for this product can be found below, along with publications, customer reviews and Q&amp;As</p>

#### Properties

<b>Form</b>	Liquid
<b>Storage instructions</b>	Shipped at 4°C. Upon delivery aliquot and store at -20°C. Avoid freeze / thaw cycles.
<b>Storage buffer</b>	pH: 7 Preservative: 0.09% Sodium azide Constituents: PBS, Tris buffered saline
<b>Purity</b>	Immunogen affinity purified
<b>Clonality</b>	Polyclonal
<b>Isotype</b>	IgG

#### Applications

## The Abpromise guarantee

Our **Abpromise guarantee** covers the use of ab99351 in the following tested applications.

The application notes include recommended starting dilutions; optimal dilutions/concentrations should be determined by the end user.

Application	Abreviews	Notes
WB	★★★★★ (1)	1/2000 - 1/10000. Predicted molecular weight: 91 kDa.
IP		Use a concentration of 2 - 5 µg/ml.
IHC-P		1/500 - 1/2000. Perform heat mediated antigen retrieval with citrate buffer pH 6 before commencing with IHC staining protocol.

## Target

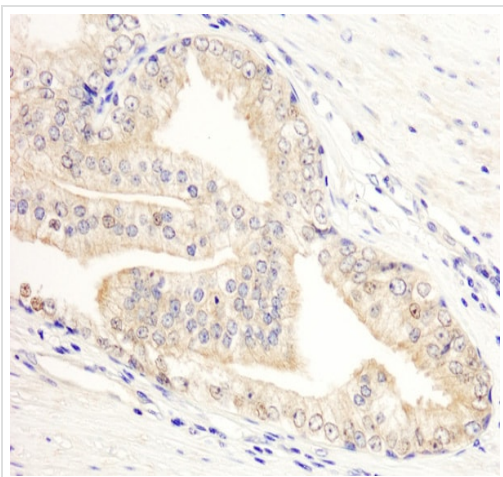
### Relevance

KANK2 contains 5 ANK repeats. It is strongly expressed in cervix, colon, heart, kidney and lung.

### Cellular localization

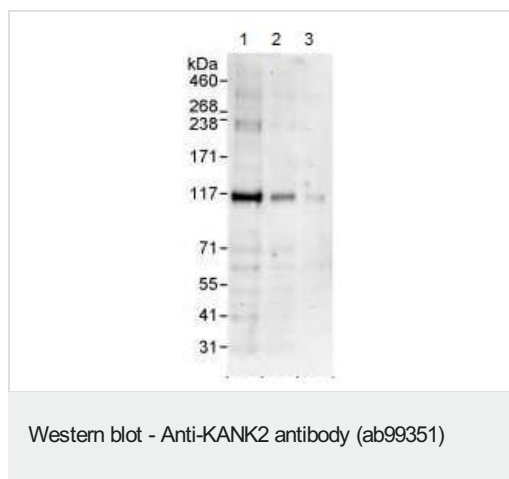
Cytoplasm. Mitochondrion.

## Images



Immunohistochemistry (Formalin/PFA-fixed paraffin-embedded sections) analysis of human prostate carcinoma tissue labelling KANK2 with ab99351 at 1/1000 (1µg/ml). Detection: DAB.

Immunohistochemistry (Formalin/PFA-fixed paraffin-embedded sections) - Anti-KANK2 antibody (ab99351)



**All lanes :** Anti-KANK2 antibody (ab99351) at 0.1 µg/ml

**Lane 1 :** HeLa whole cell lysate at 50 µg

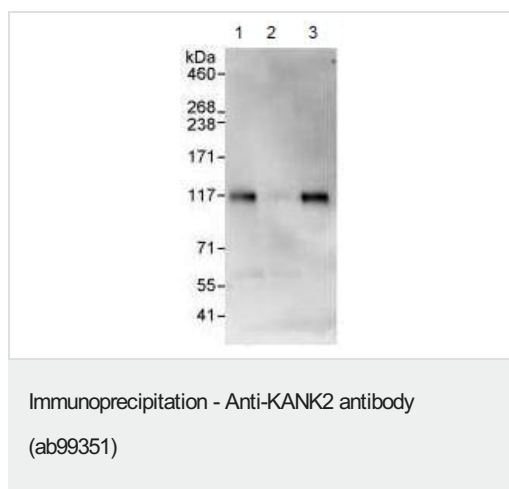
**Lane 2 :** HeLa whole cell lysate at 15 µg

**Lane 3 :** HeLa whole cell lysate at 5 µg

Developed using the ECL technique.

**Predicted band size:** 91 kDa

**Exposure time:** 3 minutes



Detection of Human KANK2 by Western Blot and

Immunoprecipitation. Samples: Whole cell lysate from HeLa cells (1 mg for IP, 20% of IP loaded). ab99351 used for WB at 1 µg/ml and used for IP at 3 µg/mg lysate (lane 1). KANK2 was also immunoprecipitated by another rabbit anti-KANK2 antibody (lane 2) and control IgG (lane 3). Detection Chemiluminescence with exposure times of 30 seconds.

**Please note:** All products are "FOR RESEARCH USE ONLY. NOT FOR USE IN DIAGNOSTIC PROCEDURES"

## Our Abpromise to you: Quality guaranteed and expert technical support

- Replacement or refund for products not performing as stated on the datasheet
- Valid for 12 months from date of delivery
- Response to your inquiry within 24 hours
- We provide support in Chinese, English, French, German, Japanese and Spanish
- Extensive multi-media technical resources to help you
- We investigate all quality concerns to ensure our products perform to the highest standards

If the product does not perform as described on this datasheet, we will offer a refund or replacement. For full details of the Abpromise, please visit <https://www.abcam.com/abpromise> or contact our technical team.

## Terms and conditions

- Guarantee only valid for products bought direct from Abcam or one of our authorized distributors