


Product datasheet

Anti-KCTD4 antibody [EPR11849(B)] - BSA and Azide free ab250438

Recombinant RabMAb

2 Images

Overview

Product name	Anti-KCTD4 antibody [EPR11849(B)] - BSA and Azide free
Description	Rabbit monoclonal [EPR11849(B)] to KCTD4 - BSA and Azide free
Host species	Rabbit
Tested applications	Suitable for: WB
Species reactivity	Reacts with: Human Predicted to work with: Mouse, Rat 
Immunogen	Synthetic peptide. This information is proprietary to Abcam and/or its suppliers.
General notes	<p>ab250438 is the carrier-free version of ab181222.</p> <p>Our carrier-free antibodies are typically supplied in a PBS-only formulation, purified and free of BSA, sodium azide and glycerol. The carrier-free buffer and high concentration allow for increased conjugation efficiency.</p> <p>This conjugation-ready format is designed for use with fluorochromes, metal isotopes, oligonucleotides, and enzymes, which makes them ideal for antibody labelling, functional and cell-based assays, flow-based assays (e.g. mass cytometry) and Multiplex Imaging applications.</p> <p>Use our conjugation kits for antibody conjugates that are ready-to-use in as little as 20 minutes with <1 minute hands-on-time and 100% antibody recovery: available for fluorescent dyes, HRP, biotin and gold.</p> <p>This product is compatible with the Maxpar[®] Antibody Labeling Kit from Fluidigm, without the need for antibody preparation. Maxpar[®] is a trademark of Fluidigm Canada Inc.</p> <p>This product is a recombinant monoclonal antibody, which offers several advantages including:</p> <ul style="list-style-type: none">- High batch-to-batch consistency and reproducibility- Improved sensitivity and specificity- Long-term security of supply- Animal-free production <p>For more information see here.</p> <p>Our RabMAb[®] technology is a patented hybridoma-based technology for making rabbit monoclonal antibodies. For details on our patents, please refer to RabMAb[®] patents.</p>

Properties

Form	Liquid
Storage instructions	Shipped at 4°C. Store at +4°C. Do Not Freeze.
Storage buffer	pH: 7.2 Constituent: PBS
Carrier free	Yes
Purity	Protein A purified
Clonality	Monoclonal
Clone number	EPR11849(B)
Isotype	IgG

Applications

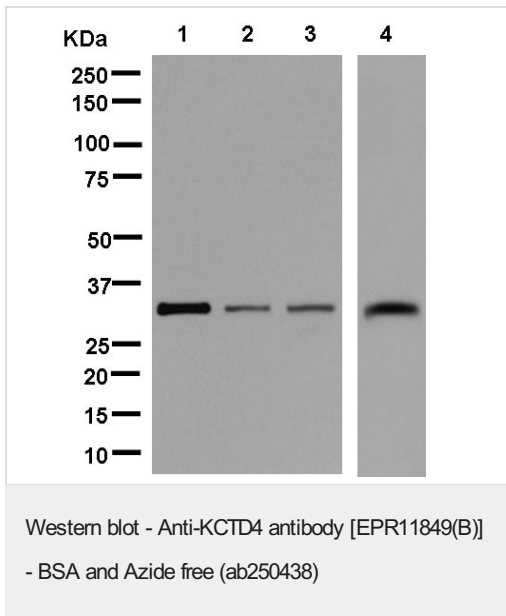
The Abpromise guarantee Our **Abpromise guarantee** covers the use of ab250438 in the following tested applications. The application notes include recommended starting dilutions; optimal dilutions/concentrations should be determined by the end user.

Application	Abreviews	Notes
WB		Use at an assay dependent concentration. Predicted molecular weight: 30 kDa.

Target

Relevance KCTD4 contains a potassium channel tetramerisation domain. The N terminal, cytoplasmic tetramerisation domain (T1) of voltage-gated potassium channels encodes molecular determinants for subfamily specific assembly of alpha subunits into functional tetrameric channels. The specific function of KCTD4 is unknown.

Images



All lanes : Anti-KCTD4 antibody [EPR11849(B)] ([ab181222](#)) at 1/1000 dilution

Lane 1 : MCF-7 cell lysate

Lane 2 : HeLa cell lysate

Lane 3 : Jurkat cell lysate

Lane 4 : THP-1 cell lysate

Lysates/proteins at 20 µg per lane.





Secondary

All lanes : Goat Anti-Rabbit IgG, (H+L), Peroxidase conjugated at 1/1000 dilution

Predicted band size: 30 kDa

This data was developed using [ab181222](#), the same antibody clone in a different buffer formulation.

Why choose a recombinant antibody?

 <p>Research with confidence Consistent and reproducible results</p>	 <p>Long-term and scalable supply Recombinant technology</p>
 <p>Success from the first experiment Confirmed specificity</p>	 <p>Ethical standards compliant Animal-free production</p>

Anti-KCTD4 antibody [EPR11849(B)] - BSA and Azide free (ab250438)

Please note: All products are "FOR RESEARCH USE ONLY. NOT FOR USE IN DIAGNOSTIC PROCEDURES"

Our Promise to you: Quality guaranteed and expert technical support

- Replacement or refund for products not performing as stated on the datasheet
- Valid for 12 months from date of delivery

- Response to your inquiry within 24 hours
- We provide support in Chinese, English, French, German, Japanese and Spanish
- Extensive multi-media technical resources to help you
- We investigate all quality concerns to ensure our products perform to the highest standards

If the product does not perform as described on this datasheet, we will offer a refund or replacement. For full details of the Abpromise, please visit <https://www.abcam.com/abpromise> or contact our technical team.

Terms and conditions

- Guarantee only valid for products bought direct from Abcam or one of our authorized distributors