




## Product datasheet

# Anti-LGALS3BP antibody ab217760

[2 References](#) [2 Images](#)

### Overview

<b>Product name</b>	Anti-LGALS3BP antibody
<b>Description</b>	Rabbit polyclonal to LGALS3BP
<b>Host species</b>	Rabbit
<b>Tested applications</b>	<b>Suitable for:</b> IHC-P, WB
<b>Species reactivity</b>	<b>Reacts with:</b> Mouse, Human <b>Predicted to work with:</b> Rat 
<b>Immunogen</b>	Synthetic peptide within Human LGALS3BP aa 300-400 conjugated to keyhole limpet haemocyanin. The exact immunogen sequence used to generate this antibody is proprietary information. If additional detail on the immunogen is needed to determine the suitability of the antibody for your needs, please <b>contact</b> our Scientific Support team to discuss your requirements. Database link: <a href="#">Q08380</a>  <a href="#">Run BLAST with</a>  <a href="#">Run BLAST with</a>
<b>Positive control</b>	Mouse serum lysate; Human colon carcinoma.
<b>General notes</b>	<p>The Life Science industry has been in the grips of a reproducibility crisis for a number of years. Abcam is leading the way in addressing this with our range of recombinant monoclonal antibodies and knockout edited cell lines for gold-standard validation. Please check that this product meets your needs before purchasing.</p> <p>If you have any questions, special requirements or concerns, please send us an inquiry and/or contact our Support team ahead of purchase. Recommended alternatives for this product can be found below, along with publications, customer reviews and Q&amp;As</p>

### Properties

<b>Form</b>	Liquid
<b>Storage instructions</b>	Shipped at 4°C. Store at +4°C short term (1-2 weeks). Upon delivery aliquot. Store at -20°C long term. Avoid freeze / thaw cycle.
<b>Storage buffer</b>	pH: 7.40 Preservative: 0.02% Proclin 300 Constituents: 50% Glycerol (glycerin, glycerine), 1% BSA, 48.98% TBS, 1X
<b>Purity</b>	Protein A purified

<b>Clonality</b>	Polyclonal
<b>Isotype</b>	IgG

## Applications

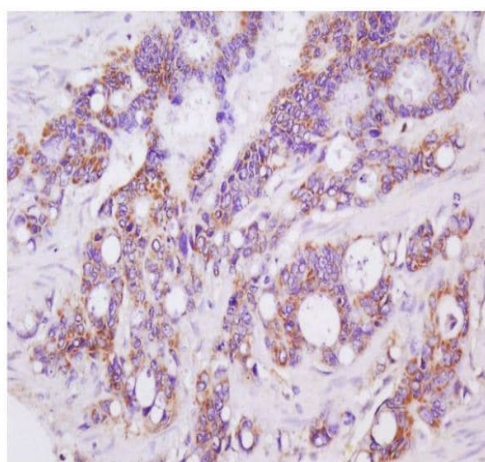
**The Abpromise guarantee** Our **Abpromise guarantee** covers the use of ab217760 in the following tested applications. The application notes include recommended starting dilutions; optimal dilutions/concentrations should be determined by the end user.

Application	Abreviews	Notes
IHC-P		1/100 - 1/500.
WB		1/100 - 1/1000. Predicted molecular weight: 65 kDa.

## Target


<b>Function</b>	Promotes integrin-mediated cell adhesion. May stimulate host defense against viruses and tumor cells.
<b>Tissue specificity</b>	Ubiquitous. Detected in body fluids such as semen, milk, serum, tears, saliva and urine. Expressed by keratinocytes and fibroblasts.
<b>Sequence similarities</b>	Contains 1 BACK (BTB/Kelch associated) domain. Contains 1 BTB (POZ) domain. Contains 1 SRCR domain.
<b>Cellular localization</b>	Secreted. Secreted > extracellular space > extracellular matrix.

## Images



Immunohistochemical analysis of formalin-fixed, paraffin-embedded Human colon carcinoma tissue labeling LGALS3BP with ab217760 at 1/200 dilution followed by conjugation to the secondary antibody and DAB staining.

Immunohistochemistry (Formalin/PFA-fixed paraffin-embedded sections) - Anti-LGALS3BP antibody (ab217760)



Western blot - Anti-LGALS3BP antibody (ab217760)

Anti-LGALS3BP antibody (ab217760) at 1/200 dilution + Mouse serum lysate

### Secondary

Goat Anti-Rabbit IgG Antibody (H+L), HRP at 1/3000 dilution

**Predicted band size:** 65 kDa

12% gel.

**Please note:** All products are "FOR RESEARCH USE ONLY. NOT FOR USE IN DIAGNOSTIC PROCEDURES"

### Our Abpromise to you: Quality guaranteed and expert technical support

---

- Replacement or refund for products not performing as stated on the datasheet
- Valid for 12 months from date of delivery
- Response to your inquiry within 24 hours
- We provide support in Chinese, English, French, German, Japanese and Spanish
- Extensive multi-media technical resources to help you
- We investigate all quality concerns to ensure our products perform to the highest standards

If the product does not perform as described on this datasheet, we will offer a refund or replacement. For full details of the Abpromise, please visit <https://www.abcam.com/abpromise> or contact our technical team.

### Terms and conditions

---

- Guarantee only valid for products bought direct from Abcam or one of our authorized distributors