



### Anti-MAP3K13 antibody ab224628

[1 References](#) [2 Images](#)

#### Overview

<b>Product name</b>	Anti-MAP3K13 antibody
<b>Description</b>	Rabbit polyclonal to MAP3K13
<b>Host species</b>	Rabbit
<b>Tested applications</b>	<b>Suitable for:</b> WB, IHC-P
<b>Species reactivity</b>	<b>Reacts with:</b> Mouse, Rat, Human
<b>Immunogen</b>	Recombinant fragment corresponding to Human MAP3K13 aa 500-850. Database link: <a href="#">O43283</a>
	 <a href="#">Run BLAST with</a>  <a href="#">Run BLAST with</a>
<b>Positive control</b>	WB: Rat liver and lung tissue lysates; Mouse liver and stomach tissue lysates. IHC-P: Human brain tissue.
<b>General notes</b>	<p>The Life Science industry has been in the grips of a reproducibility crisis for a number of years. Abcam is leading the way in addressing this with our range of recombinant monoclonal antibodies and knockout edited cell lines for gold-standard validation. Please check that this product meets your needs before purchasing.</p> <p>If you have any questions, special requirements or concerns, please send us an inquiry and/or contact our Support team ahead of purchase. Recommended alternatives for this product can be found below, along with publications, customer reviews and Q&amp;As</p>

#### Properties

<b>Form</b>	Liquid
<b>Storage instructions</b>	Shipped at 4°C. Store at +4°C short term (1-2 weeks). Upon delivery aliquot. Store at -20°C long term. Avoid freeze / thaw cycle.
<b>Storage buffer</b>	pH: 7.40 Preservative: 0.03% Proclin 300 Constituents: 50% Glycerol (glycerin, glycerine), PBS
<b>Purity</b>	Protein G purified
<b>Purification notes</b>	Purity >95%
<b>Clonality</b>	Polyclonal
<b>Isotype</b>	IgG

## Applications

### The Abpromise guarantee

Our **Abpromise guarantee** covers the use of ab224628 in the following tested applications.

The application notes include recommended starting dilutions; optimal dilutions/concentrations should be determined by the end user.

Application	Abreviews	Notes
WB		1/500 - 1/5000. Predicted molecular weight: 14,85,108 kDa.
IHC-P		1/20 - 1/200.

## Target

### Function

Activates the JUN N-terminal pathway through activation of the MAP kinase kinase MAP2K7. Acts synergistically with PRDX3 to regulate the activation of NF-kappa-B in the cytosol. This activation is kinase-dependent and involves activating the IKK complex, the IKBKB-containing complex that phosphorylates inhibitors of NF-kappa-B.

### Tissue specificity

Expressed in the adult brain, liver, placenta and pancreas, with expression strongest in the pancreas.

### Sequence similarities

Belongs to the protein kinase superfamily. STE Ser/Thr protein kinase family. MAP kinase kinase kinase subfamily.  
Contains 1 protein kinase domain.


### Post-translational modifications

Autophosphorylated on serine and threonine residues.

### Cellular localization

Cytoplasm. Membrane.

## Images



**All lanes :** Anti-MAP3K13 antibody (ab224628) at 1/500 dilution

**Lane 1 :** Rat liver tissue lysate

**Lane 2 :** Rat lung tissue lysate

**Lane 3 :** Mouse liver tissue lysate

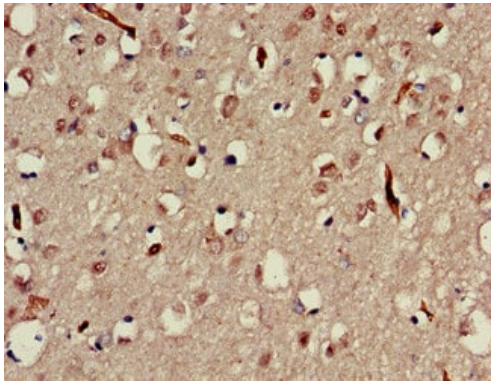
**Lane 4 :** Mouse stomach tissue lysate

### Secondary

**All lanes :** Goat polyclonal to rabbit IgG at 1/50000 dilution

**Predicted band size:** 14,85,108 kDa

**Observed band size:** 109 kDa



Immunohistochemistry (Formalin/PFA-fixed paraffin-embedded sections) - Anti-MAP3K13 antibody (ab224628)

Paraffin-embedded human brain tissue stained for MAP3K13 using ab224628 at 1/100 dilution in immunohistochemical analysis.

**Please note:** All products are "FOR RESEARCH USE ONLY. NOT FOR USE IN DIAGNOSTIC PROCEDURES"

#### **Our Abpromise to you: Quality guaranteed and expert technical support**

---

- Replacement or refund for products not performing as stated on the datasheet
- Valid for 12 months from date of delivery
- Response to your inquiry within 24 hours
- We provide support in Chinese, English, French, German, Japanese and Spanish
- Extensive multi-media technical resources to help you
- We investigate all quality concerns to ensure our products perform to the highest standards

If the product does not perform as described on this datasheet, we will offer a refund or replacement. For full details of the Abpromise, please visit <https://www.abcam.com/abpromise> or contact our technical team.

#### **Terms and conditions**

---

- Guarantee only valid for products bought direct from Abcam or one of our authorized distributors