


Product datasheet

Anti-Matrin 3 antibody ab70336

★★★★★ [1 Abreviews](#) [4 References](#) [2 Images](#)

Overview

Product name	Anti-Matrin 3 antibody
Description	Rabbit polyclonal to Matrin 3
Host species	Rabbit
Tested applications	Suitable for: IHC-P, IP
Species reactivity	Reacts with: Mouse, Human Predicted to work with: Rat, Rabbit, Horse, Chicken, Guinea pig, Cow, Dog, Turkey, Pig, Chimpanzee, Rhesus monkey, Gorilla, Orangutan, Platypus 
Immunogen	Synthetic peptide corresponding to a region between residues 475 and 500 of human Matrin 3 (NP_061322.2)
Positive control	HeLa whole cell lysate (ab150035).
General notes	<p>The Life Science industry has been in the grips of a reproducibility crisis for a number of years. Abcam is leading the way in addressing this with our range of recombinant monoclonal antibodies and knockout edited cell lines for gold-standard validation. Please check that this product meets your needs before purchasing.</p> <p>If you have any questions, special requirements or concerns, please send us an inquiry and/or contact our Support team ahead of purchase. Recommended alternatives for this product can be found below, along with publications, customer reviews and Q&As</p>

Properties

Form	Liquid
Storage instructions	Shipped at 4°C. Upon delivery aliquot and store at -20°C. Avoid freeze / thaw cycles.
Storage buffer	pH: 7 Preservative: 0.09% Sodium azide Constituents: 1.764% Sodium citrate, 1.815% Tris, 0.021% PBS
Purity	Immunogen affinity purified
Purification notes	ab70336 was affinity purified using an epitope specific to Matrin 3 immobilized on solid support.
Clonality	Polyclonal
Isotype	IgG

Applications

The Abpromise guarantee

Our **Abpromise guarantee** covers the use of ab70336 in the following tested applications.

The application notes include recommended starting dilutions; optimal dilutions/concentrations should be determined by the end user.

Application	Abreviews	Notes
IHC-P		1/1000 - 1/5000. Perform heat mediated antigen retrieval with citrate buffer pH 6 before commencing with IHC staining protocol.
IP	★★★★★ (1)	Use at 1-4 µg/mg of lysate.

Target

Function

May play a role in transcription or may interact with other nuclear matrix proteins to form the internal fibrogranular network. In association with the SFPQ-NONO heteromer may play a role in nuclear retention of defective RNAs.

Involvement in disease

Defects in MATR3 are the cause of myopathy distal type 2 (MPD2) [MIM:606070]; also called vocal cord and pharyngeal dysfunction with distal myopathy (VCPDM). MPD2 is a muscular disorder characterized by distal weakness, with onset in hands and feet, associated with vocal cord and pharyngeal weakness causing a nasal voice and swallowing disorders.

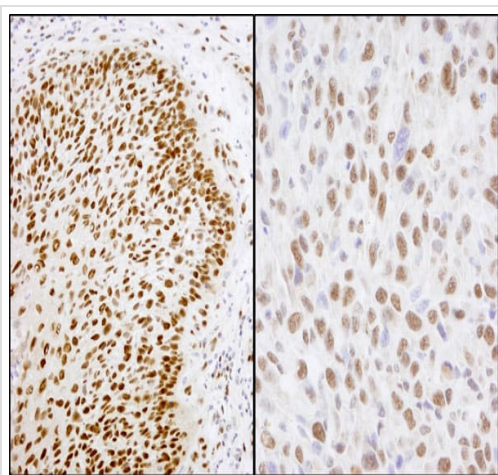
Sequence similarities

Contains 1 matrin-type zinc finger.
Contains 2 RRM (RNA recognition motif) domains.

Cellular localization

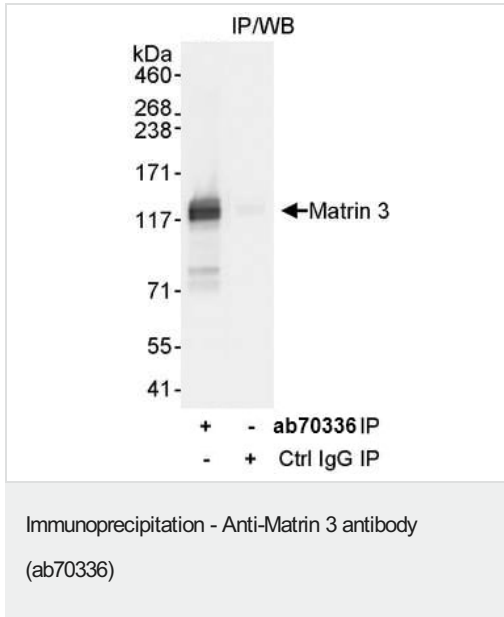
Nucleus matrix.

Images



Immunohistochemistry (Formalin/PFA-fixed paraffin-embedded sections) analysis of human laryngeal squamous cell carcinoma (left) and mouse squamous cell carcinoma (right) tissues labelling Matrin 3 with ab70336 at 1/1000 (1µg/ml). Detection: DAB.

Immunohistochemistry (Formalin/PFA-fixed paraffin-embedded sections) - Anti-Matrin 3 antibody (ab70336)



Detection of Human Matrin 3 by Western Blot of Immunoprecipitate. Lane 1: HeLa whole cell lysates immunoprecipitated using ab70336 at 3µg/mg lysate (1 mg/IP; 1/4 of IP loaded/lane). Lane 2: an irrelevant antibody was used for immunoprecipitation. All lanes: ab70336 at 3µg/ml. Detection: Chemiluminescence with an exposure time of 3 seconds.

Please note: All products are "FOR RESEARCH USE ONLY. NOT FOR USE IN DIAGNOSTIC PROCEDURES"

Our Abpromise to you: Quality guaranteed and expert technical support

- Replacement or refund for products not performing as stated on the datasheet
- Valid for 12 months from date of delivery
- Response to your inquiry within 24 hours
- We provide support in Chinese, English, French, German, Japanese and Spanish
- Extensive multi-media technical resources to help you
- We investigate all quality concerns to ensure our products perform to the highest standards

If the product does not perform as described on this datasheet, we will offer a refund or replacement. For full details of the Abpromise, please visit <https://www.abcam.com/abpromise> or contact our technical team.

Terms and conditions

- Guarantee only valid for products bought direct from Abcam or one of our authorized distributors