



## Product datasheet

# Anti-MRPL52 antibody ab121366

[2 References](#) [4 Images](#)

### Overview

<b>Product name</b>	Anti-MRPL52 antibody
<b>Description</b>	Rabbit polyclonal to MRPL52
<b>Host species</b>	Rabbit
<b>Tested applications</b>	<b>Suitable for:</b> WB, IHC-P, ICC/IF
<b>Species reactivity</b>	<b>Reacts with:</b> Mouse, Rat, Human
<b>Immunogen</b>	Recombinant fragment, corresponding to amino acids 26-123 of Human MRPL52 (Q86TS9).  <a href="#">Run BLAST with ExPASy</a>  <a href="#">Run BLAST with NCBI</a>
<b>Positive control</b>	RT-4 and U-251 MG, NIH-3T3 and NBT-II cell lysates, Human pancreas tissue
<b>General notes</b>	<p>The Life Science industry has been in the grips of a reproducibility crisis for a number of years. Abcam is leading the way in addressing this with our range of recombinant monoclonal antibodies and knockout edited cell lines for gold-standard validation. Please check that this product meets your needs before purchasing.</p> <p>If you have any questions, special requirements or concerns, please send us an inquiry and/or contact our Support team ahead of purchase. Recommended alternatives for this product can be found below, along with publications, customer reviews and Q&amp;As</p>

### Properties

<b>Form</b>	Liquid
<b>Storage instructions</b>	Shipped at 4°C. Upon delivery aliquot and store at -20°C. Avoid freeze / thaw cycles.
<b>Storage buffer</b>	pH: 7.20 Preservative: 0.02% Sodium azide Constituents: 59% PBS, 40% Glycerol (glycerin, glycerine)
<b>Purity</b>	Immunogen affinity purified
<b>Clonality</b>	Polyclonal
<b>Isotype</b>	IgG

### Applications

**The Abpromise guarantee** Our **Abpromise guarantee** covers the use of ab121366 in the following tested applications.

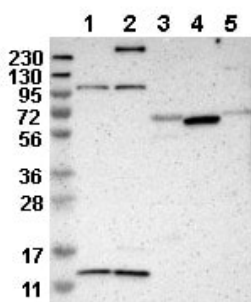
The application notes include recommended starting dilutions; optimal dilutions/concentrations should be determined by the end user.

Application	Abreviews	Notes
WB		Use a concentration of 0.04 - 0.4 µg/ml. Predicted molecular weight: 14 kDa.
IHC-P		1/50 - 1/200. Perform heat mediated antigen retrieval with citrate buffer pH 6 before commencing with IHC staining protocol.
ICC/IF		Use a concentration of 0.25 - 2 µg/ml.

## Target

**Cellular localization** Mitochondrion.

## Images



Western blot - Anti-MRPL52 antibody (ab121366)

**All lanes :** Anti-MRPL52 antibody (ab121366) at 1/250 dilution

**Lane 1 :** RT-4 cell lysate

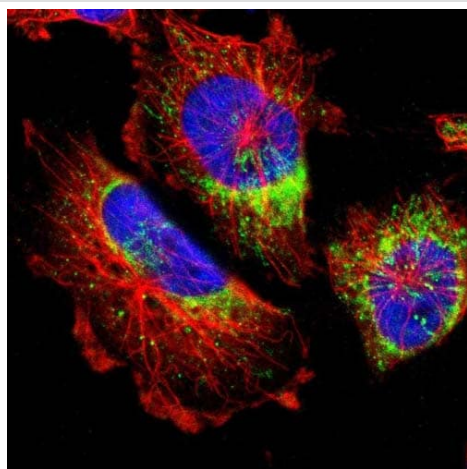
**Lane 2 :** U-251 MG cell lysate

**Lane 3 :** Human Plasma cell lysate

**Lane 4 :** Human Liver cell lysate

**Lane 5 :** Human Tonsil cell lysate

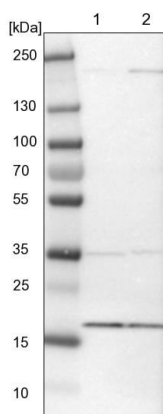
**Predicted band size:** 14 kDa



Immunocytochemistry/ Immunofluorescence - Anti-MRPL52 antibody (ab121366)

Immunofluorescent staining of Human cell line U-251MG shows positivity in nucleus but not nucleoli and mitochondria.

Recommended concentration of ab121366 1-4 µg/ml. Cells treated with PFA/Triton X-100.



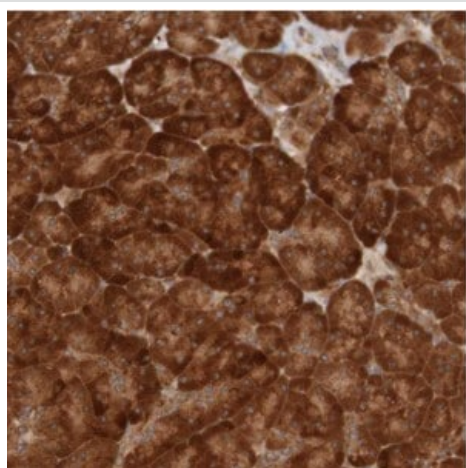
Western blot - Anti-MRPL52 antibody (ab121366)

**All lanes :** Anti-MRPL52 antibody (ab121366) at 1/250 dilution

**Lane 1 :** NIH3T3 cell lysate

**Lane 2 :** NBT-II cell lysate

**Predicted band size:** 14 kDa



Immunohistochemistry (Formalin/PFA-fixed paraffin-embedded sections) - Anti-MRPL52 antibody (ab121366)

Immunohistochemical analysis of paraffin embedded Human pancreas tissue labelling MRPL52 with ab121366 antibody at a dilution of 1/50.

**Please note:** All products are "FOR RESEARCH USE ONLY. NOT FOR USE IN DIAGNOSTIC PROCEDURES"

### Our Abpromise to you: Quality guaranteed and expert technical support

- Replacement or refund for products not performing as stated on the datasheet
- Valid for 12 months from date of delivery
- Response to your inquiry within 24 hours
- We provide support in Chinese, English, French, German, Japanese and Spanish
- Extensive multi-media technical resources to help you
- We investigate all quality concerns to ensure our products perform to the highest standards

If the product does not perform as described on this datasheet, we will offer a refund or replacement. For full details of the Abpromise, please visit <https://www.abcam.com/abpromise> or contact our technical team.

## Terms and conditions

---

- Guarantee only valid for products bought direct from Abcam or one of our authorized distributors