



## Product datasheet

### Anti-MS4A10 antibody - N-terminal ab188257

[1 Image](#)

#### Overview

<b>Product name</b>	Anti-MS4A10 antibody - N-terminal
<b>Description</b>	Rabbit polyclonal to MS4A10 - N-terminal
<b>Host species</b>	Rabbit
<b>Tested applications</b>	<b>Suitable for:</b> IHC-P
<b>Species reactivity</b>	<b>Reacts with:</b> Human
<b>Immunogen</b>	Recombinant fragment corresponding to Human MS4A10 aa 1-100 (N terminal). Database link: <a href="#">Q96PG2</a>
	<div>  <a href="#">Run BLAST with</a> </div> <div>  <a href="#">Run BLAST with</a> </div>
<b>Positive control</b>	Human corpus uterine, liver and liver cancer tissue
<b>General notes</b>	<p>The Life Science industry has been in the grips of a reproducibility crisis for a number of years. Abcam is leading the way in addressing this with our range of recombinant monoclonal antibodies and knockout edited cell lines for gold-standard validation. Please check that this product meets your needs before purchasing.</p> <p>If you have any questions, special requirements or concerns, please send us an inquiry and/or contact our Support team ahead of purchase. Recommended alternatives for this product can be found below, along with publications, customer reviews and Q&amp;As</p>

#### Properties

<b>Form</b>	Liquid
<b>Storage instructions</b>	Shipped at 4°C. Store at +4°C short term (1-2 weeks). Upon delivery aliquot. Store at -20°C long term. Avoid freeze / thaw cycle.
<b>Storage buffer</b>	pH: 7.20 Preservative: 0.02% Sodium azide Constituents: 59% PBS, 40% Glycerol (glycerin, glycerine)
<b>Purity</b>	Immunogen affinity purified
<b>Clonality</b>	Polyclonal
<b>Isotype</b>	IgG

#### Applications

## The Abpromise guarantee

Our **Abpromise guarantee** covers the use of ab188257 in the following tested applications.

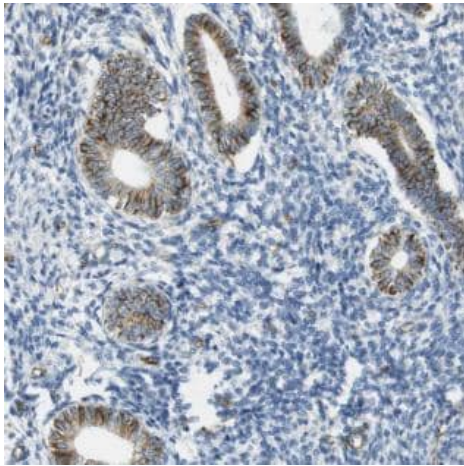
The application notes include recommended starting dilutions; optimal dilutions/concentrations should be determined by the end user.

Application	Abreviews	Notes
IHC-P		1/200 - 1/500. Perform heat mediated antigen retrieval with citrate buffer pH 6 before commencing with IHC staining protocol.

## Target

<b>Function</b>	May be involved in signal transduction as a component of a multimeric receptor complex.
<b>Sequence similarities</b>	Belongs to the MS4A family.
<b>Cellular localization</b>	Membrane.

## Images



Immunohistochemical analysis of paraffin embedded Human corpus uterine tissue labeling MS4A10 with ab188257 at 1/200 dilution

Immunohistochemistry (Formalin/PFA-fixed paraffin-embedded sections) - Anti-MS4A10 antibody - N-terminal (ab188257)

**Please note:** All products are "FOR RESEARCH USE ONLY. NOT FOR USE IN DIAGNOSTIC PROCEDURES"

## Our Abpromise to you: Quality guaranteed and expert technical support

- Replacement or refund for products not performing as stated on the datasheet
- Valid for 12 months from date of delivery
- Response to your inquiry within 24 hours
- We provide support in Chinese, English, French, German, Japanese and Spanish
- Extensive multi-media technical resources to help you
- We investigate all quality concerns to ensure our products perform to the highest standards

If the product does not perform as described on this datasheet, we will offer a refund or replacement. For full details of the Abpromise, please visit <https://www.abcam.com/abpromise> or contact our technical team.

## Terms and conditions

---

- Guarantee only valid for products bought direct from Abcam or one of our authorized distributors