


Product datasheet

Anti-MSL3L1 antibody ab152103

[2 Images](#)

Overview

Product name	Anti-MSL3L1 antibody
Description	Rabbit polyclonal to MSL3L1
Host species	Rabbit
Tested applications	Suitable for: WB
Species reactivity	Reacts with: Mouse, Human Predicted to work with: Rat, Cow, Pig 
Immunogen	Recombinant fragment, corresponding to a region within amino acids 202-436 of Human MSL3L1 (Q8N5Y2).
Positive control	293T and Mouse muscle whole cell lysates.
General notes	<p>The Life Science industry has been in the grips of a reproducibility crisis for a number of years. Abcam is leading the way in addressing this with our range of recombinant monoclonal antibodies and knockout edited cell lines for gold-standard validation. Please check that this product meets your needs before purchasing.</p> <p>If you have any questions, special requirements or concerns, please send us an inquiry and/or contact our Support team ahead of purchase. Recommended alternatives for this product can be found below, along with publications, customer reviews and Q&As</p>

Properties

Form	Liquid
Storage instructions	Shipped at 4°C. Upon delivery aliquot. Store at -20°C or -80°C. Avoid freeze / thaw cycle.
Storage buffer	pH: 7.00 Preservative: 0.01% Thimerosal (merthiolate) Constituents: 78.99% PBS, 1% BSA, 20% Glycerol (glycerin, glycerine)
Purity	Immunogen affinity purified
Clonality	Polyclonal
Isotype	IgG

Applications

The Abpromise guarantee


Our **Abpromise guarantee** covers the use of ab152103 in the following tested applications.

The application notes include recommended starting dilutions; optimal dilutions/concentrations should be determined by the end user.

Application	Abreviews	Notes
WB		1/500 - 1/3000. Predicted molecular weight: 60 kDa.

Target

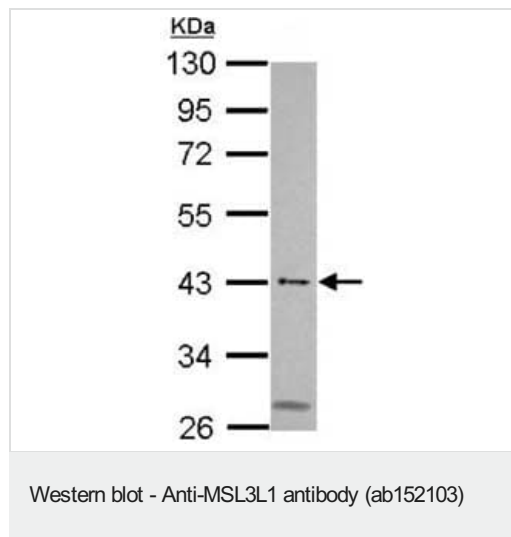
Images



Anti-MSL3L1 antibody (ab152103) at 1/1000 dilution + Mouse muscle whole cell lysate at 50 μ g

Predicted band size: 60 kDa

10% SDS PAGE



Anti-MSL3L1 antibody (ab152103) at 1/500 dilution + 293T whole cell lysate at 30 μ g

Predicted band size: 60 kDa

10% SDS PAGE

Please note: All products are "FOR RESEARCH USE ONLY. NOT FOR USE IN DIAGNOSTIC PROCEDURES"

Our Abpromise to you: Quality guaranteed and expert technical support

- Replacement or refund for products not performing as stated on the datasheet

- Valid for 12 months from date of delivery
- Response to your inquiry within 24 hours

- We provide support in Chinese, English, French, German, Japanese and Spanish
- Extensive multi-media technical resources to help you
- We investigate all quality concerns to ensure our products perform to the highest standards

If the product does not perform as described on this datasheet, we will offer a refund or replacement. For full details of the Abpromise, please visit <https://www.abcam.com/abpromise> or contact our technical team.

Terms and conditions

- Guarantee only valid for products bought direct from Abcam or one of our authorized distributors