




## Product datasheet

### Anti-MT3 antibody ab224060

4 Images

#### Overview

<b>Product name</b>	Anti-MT3 antibody
<b>Description</b>	Rabbit polyclonal to MT3
<b>Host species</b>	Rabbit
<b>Tested applications</b>	<b>Suitable for:</b> IHC-P
<b>Species reactivity</b>	<b>Reacts with:</b> Human <b>Predicted to work with:</b> Horse, Pig, Cynomolgus monkey 
<b>Immunogen</b>	Recombinant fragment corresponding to Human MT3 aa 1 to the C-terminus. Database link: <a href="#">P25713</a> <div>  <a href="#">Run BLAST with</a>  <a href="#">Run BLAST with</a> </div>
<b>Positive control</b>	IHC-P: Human cerebral cortex tissue.
<b>General notes</b>	<p>The Life Science industry has been in the grips of a reproducibility crisis for a number of years. Abcam is leading the way in addressing this with our range of recombinant monoclonal antibodies and knockout edited cell lines for gold-standard validation. Please check that this product meets your needs before purchasing.</p> <p>If you have any questions, special requirements or concerns, please send us an inquiry and/or contact our Support team ahead of purchase. Recommended alternatives for this product can be found below, along with publications, customer reviews and Q&amp;As</p>

#### Properties

<b>Form</b>	Liquid
<b>Storage instructions</b>	Shipped at 4°C. Store at +4°C short term (1-2 weeks). Upon delivery aliquot. Store at -20°C long term. Avoid freeze / thaw cycle.
<b>Storage buffer</b>	pH: 7.20 Preservative: 0.02% Sodium azide Constituents: 40% Glycerol (glycerin, glycerine), PBS
<b>Purity</b>	Immunogen affinity purified
<b>Clonality</b>	Polyclonal
<b>Isotype</b>	IgG

## Applications

### The Abpromise guarantee

Our **Abpromise guarantee** covers the use of ab224060 in the following tested applications.

The application notes include recommended starting dilutions; optimal dilutions/concentrations should be determined by the end user.

Application	Abreviews	Notes
IHC-P		1/50 - 1/200. Perform heat mediated antigen retrieval with citrate buffer pH 6 before commencing with IHC staining protocol.

## Target

### Function

Binds heavy metals. Contains three zinc and three copper atoms per polypeptide chain and only a negligible amount of cadmium. Inhibits survival and neurite formation of cortical neurons in vitro.

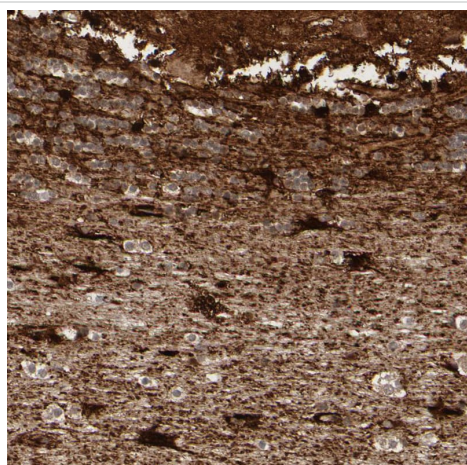
### Tissue specificity

Abundant in a subset of astrocytes in the normal human brain, but greatly reduced in the Alzheimer disease (AD) brain.

### Sequence similarities

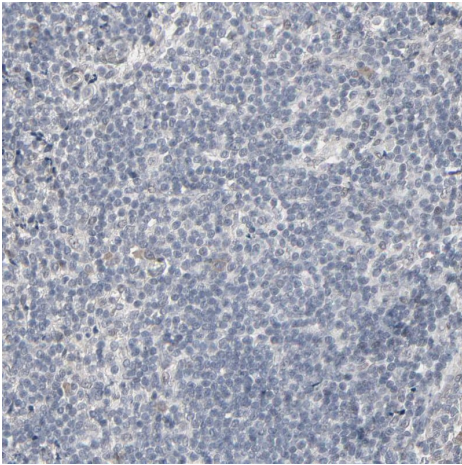
Belongs to the metallothionein superfamily. Type 1 family.

## Images



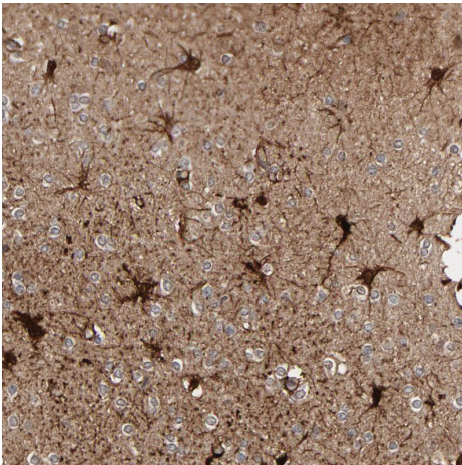
Immunohistochemistry analysis of human cerebellum tissue labeling MT3 with ab224060 at 1:200 dilution.

Immunohistochemistry (Formalin/PFA-fixed paraffin-embedded sections) - Anti-MT3 antibody (ab224060)



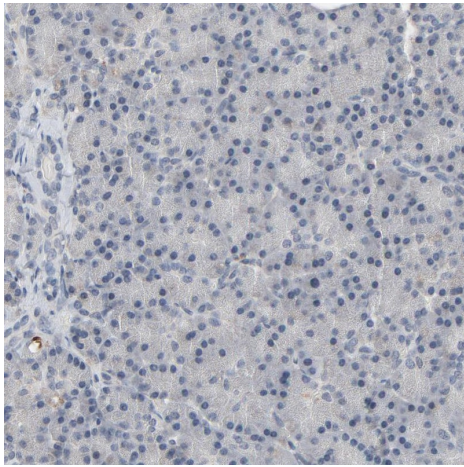
Immunohistochemistry analysis of human tonsil tissue labeling MT3 with ab224060 at 1:200 dilution. Negative control showing no positivity in cells.

Immunohistochemistry (Formalin/PFA-fixed paraffin-embedded sections) - Anti-MT3 antibody (ab224060)



Immunohistochemistry analysis of human cerebral cortex tissue labeling MT3 with ab224060 at 1:200 dilution.

Immunohistochemistry (Formalin/PFA-fixed paraffin-embedded sections) - Anti-MT3 antibody (ab224060)



Immunohistochemistry analysis of human pancreas tissue labeling MT3 with ab224060 at 1:200 dilution. Negative control showing no positive staining in cells.

Immunohistochemistry (Formalin/PFA-fixed paraffin-embedded sections) - Anti-MT3 antibody (ab224060)

**Please note:** All products are "FOR RESEARCH USE ONLY. NOT FOR USE IN DIAGNOSTIC PROCEDURES"

#### Our Abpromise to you: Quality guaranteed and expert technical support

---

- Replacement or refund for products not performing as stated on the datasheet
- Valid for 12 months from date of delivery
- Response to your inquiry within 24 hours
- We provide support in Chinese, English, French, German, Japanese and Spanish
- Extensive multi-media technical resources to help you
- We investigate all quality concerns to ensure our products perform to the highest standards

If the product does not perform as described on this datasheet, we will offer a refund or replacement. For full details of the Abpromise, please visit <https://www.abcam.com/abpromise> or contact our technical team.

#### Terms and conditions

---

- Guarantee only valid for products bought direct from Abcam or one of our authorized distributors