




## Product datasheet

### Anti-MYPN antibody ab233039

3 Images

#### Overview

<b>Product name</b>	Anti-MYPN antibody
<b>Description</b>	Rabbit polyclonal to MYPN
<b>Host species</b>	Rabbit
<b>Tested applications</b>	<b>Suitable for:</b> WB, IHC-P
<b>Species reactivity</b>	<b>Reacts with:</b> Human, Pig <b>Predicted to work with:</b> Mouse 
<b>Immunogen</b>	Recombinant fragment (His-tag) corresponding to Human MYPN aa 900-1350. (Expressed in E.coli). Database link: <a href="#">Q86TC9</a> <div>  <a href="#">Run BLAST with</a>  <a href="#">Run BLAST with</a> </div>
<b>Positive control</b>	WB: Pig heart and skeletal muscle lysates; Recombinant human MYPN protein. IHC-P: Human skeletal muscle tissue.
<b>General notes</b>	<p>The Life Science industry has been in the grips of a reproducibility crisis for a number of years. Abcam is leading the way in addressing this with our range of recombinant monoclonal antibodies and knockout edited cell lines for gold-standard validation. Please check that this product meets your needs before purchasing.</p> <p>If you have any questions, special requirements or concerns, please send us an inquiry and/or contact our Support team ahead of purchase. Recommended alternatives for this product can be found below, along with publications, customer reviews and Q&amp;As</p>

#### Properties

<b>Form</b>	Liquid
<b>Storage instructions</b>	Shipped at 4°C. Store at +4°C short term (1-2 weeks). Upon delivery aliquot. Store at -20°C long term. Avoid freeze / thaw cycle.
<b>Storage buffer</b>	pH: 7.40 Preservative: 0.02% Sodium azide Constituents: 44.12% PBS, 55.77% Glycerol (glycerin, glycerine)
<b>Purity</b>	Immunogen affinity purified
<b>Purification notes</b>	ab233039 was purified by antigen-specific affinity chromatography followed by Protein A affinity chromatography.

<b>Clonality</b>	Polyclonal
<b>Isotype</b>	IgG

## Applications

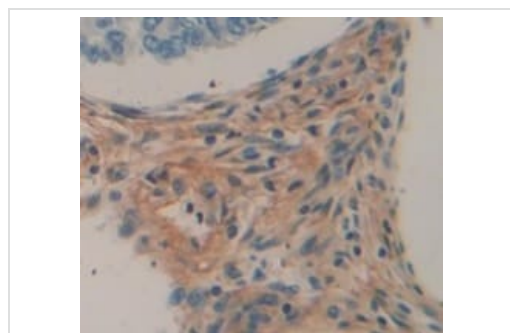
**The Abpromise guarantee** Our **Abpromise guarantee** covers the use of ab233039 in the following tested applications. The application notes include recommended starting dilutions; optimal dilutions/concentrations should be determined by the end user.

Application	Abreviews	Notes
<b>WB</b>		Use a concentration of 0.2 - 2 µg/ml. Predicted molecular weight: 145 kDa.
<b>IHC-P</b>		Use a concentration of 5 - 20 µg/ml.

## Target

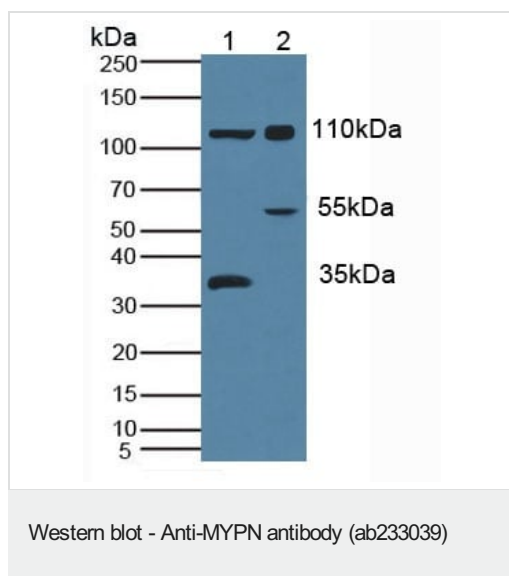
<b>Function</b>	Component of the sarcomere that tethers together nebulin (skeletal muscle) and nebulin (cardiac muscle) to alpha-actinin, at the Z lines.
<b>Tissue specificity</b>	Expressed in adult skeletal muscle and fetal heart.
<b>Sequence similarities</b>	Belongs to the myotilin/palladin family. Contains 5 Ig-like (immunoglobulin-like) domains.
<b>Cellular localization</b>	Cytoplasm. Nucleus. Cytoplasm > myofibril > sarcomere. Bound to sarcomere both at the Z-line periphery and in the central I-band region.

## Images



Formalin-fixed, paraffin-embedded human skeletal muscle tissue stained for MYPN using ab233039 at 20 µg/ml in immunohistochemical analysis. DAB staining.

Immunohistochemistry (Formalin/PFA-fixed paraffin-embedded sections) - Anti-MYPN antibody (ab233039)



**All lanes :** Anti-MYPN antibody (ab233039) at 2 µg/ml

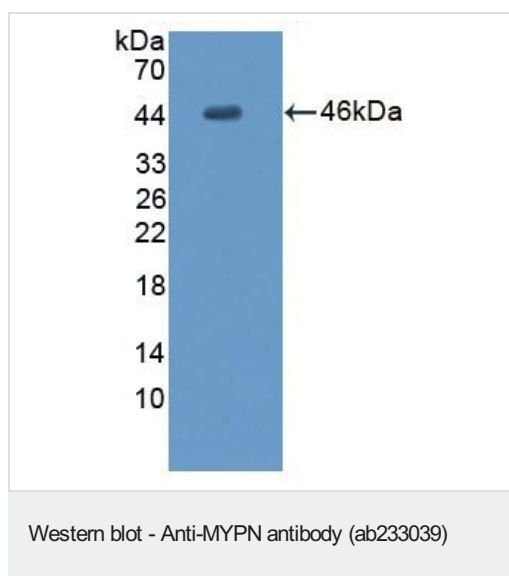
**Lane 1 :** Pig heart lysate

**Lane 2 :** Pig skeletal muscle lysate

**Secondary**

**All lanes :** HRP-Linked Guinea pig Anti-Rabbit at 1/1000 dilution

**Predicted band size:** 145 kDa



Anti-MYPN antibody (ab233039) at 2 µg/ml + Recombinant human MYPN protein

**Predicted band size:** 145 kDa

**Please note:** All products are "FOR RESEARCH USE ONLY. NOT FOR USE IN DIAGNOSTIC PROCEDURES"

### Our Abpromise to you: Quality guaranteed and expert technical support

- Replacement or refund for products not performing as stated on the datasheet
- Valid for 12 months from date of delivery
- Response to your inquiry within 24 hours
- We provide support in Chinese, English, French, German, Japanese and Spanish
- Extensive multi-media technical resources to help you
- We investigate all quality concerns to ensure our products perform to the highest standards

If the product does not perform as described on this datasheet, we will offer a refund or replacement. For full details of the Abpromise,

please visit <https://www.abcam.com/abpromise> or contact our technical team.

#### **Terms and conditions**

---

- Guarantee only valid for products bought direct from Abcam or one of our authorized distributors