


Product datasheet

Anti-Nicotinic Acetylcholine Receptor beta/CHRNA1 antibody ab126234

2 Images

Overview

Product name	Anti-Nicotinic Acetylcholine Receptor beta/CHRNA1 antibody
Description	Rabbit polyclonal to Nicotinic Acetylcholine Receptor beta/CHRNA1
Host species	Rabbit
Tested applications	Suitable for: WB, IHC-P
Species reactivity	Reacts with: Human Predicted to work with: Mouse, Rat, Cow 
Immunogen	Recombinant fragment corresponding to Human Nicotinic Acetylcholine Receptor beta/CHRNA1 aa 274-466. Database link: P11230
Positive control	NT2D1, IMR32, MCF7 and U-87 MG whole cell lysates; H661 xenograft tissue.
General notes	<p>The Life Science industry has been in the grips of a reproducibility crisis for a number of years. Abcam is leading the way in addressing this with our range of recombinant monoclonal antibodies and knockout edited cell lines for gold-standard validation. Please check that this product meets your needs before purchasing.</p> <p>If you have any questions, special requirements or concerns, please send us an inquiry and/or contact our Support team ahead of purchase. Recommended alternatives for this product can be found below, along with publications, customer reviews and Q&As</p>

Properties

Form	Liquid
Storage instructions	Shipped at 4°C. Upon delivery aliquot and store at -20°C or -80°C. Avoid repeated freeze / thaw cycles.
Storage buffer	pH: 7.00 Preservative: 0.01% Thimerosal (merthiolate) Constituents: 1.21% Tris, 0.75% Glycine, 20% Glycerol (glycerin, glycerine)
Purity	Immunogen affinity purified
Clonality	Polyclonal
Isotype	IgG

Applications

The Abpromise guarantee

Our **Abpromise guarantee** covers the use of ab126234 in the following tested applications.

The application notes include recommended starting dilutions; optimal dilutions/concentrations should be determined by the end user.

Application	Abreviews	Notes
WB		1/500 - 1/3000. Predicted molecular weight: 57 kDa.
IHC-P		1/100 - 1/500. Perform heat mediated antigen retrieval with citrate buffer pH 6 before commencing with IHC staining protocol.

Target

Function

After binding acetylcholine, the AChR responds by an extensive change in conformation that affects all subunits and leads to opening of an ion-conducting channel across the plasma membrane.

Involvement in disease

Defects in CHRNA1 are a cause of congenital myasthenic syndrome slow-channel type (SCCMS) [MIM:601462]. SCCMS is the most common congenital myasthenic syndrome. Congenital myasthenic syndromes are characterized by muscle weakness affecting the axial and limb muscles (with hypotonia in early-onset forms), the ocular muscles (leading to ptosis and ophthalmoplegia), and the facial and bulbar musculature (affecting sucking and swallowing, and leading to dysphonia). The symptoms fluctuate and worsen with physical effort. SCCMS is caused by kinetic abnormalities of the AChR, resulting in prolonged endplate currents and prolonged AChR channel opening episodes.

Defects in CHRNA1 are a cause of congenital myasthenic syndrome with acetylcholine receptor deficiency (ACHRDCMS) [MIM:608931]. ACHRDCMS is a post-synaptic congenital myasthenic syndrome. Mutations underlying AChR deficiency cause a 'loss of function' and show recessive inheritance.

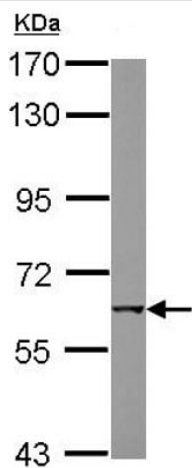
Sequence similarities

Belongs to the ligand-gated ion channel (TC 1.A.9) family. Acetylcholine receptor (TC 1.A.9.1) subfamily. Beta-1/CHRNA1 sub-subfamily.

Cellular localization

Cell junction > synapse > postsynaptic cell membrane. Cell membrane.

Images

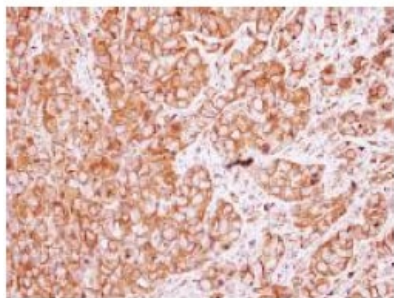


Western blot - Anti-Nicotinic Acetylcholine Receptor beta/CHRNA1 antibody (ab126234)

Anti-Nicotinic Acetylcholine Receptor beta/CHRNA1 antibody (ab126234) at 1/1000 dilution + MCF7 whole cell lysate at 30 µg

Predicted band size: 57 kDa

7.5% SDS PAGE



Immunohistochemistry (Formalin/PFA-fixed paraffin-embedded sections) - Anti-Nicotinic Acetylcholine Receptor beta/CHRNA1 antibody (ab126234)

ab126234, at a 1/250 dilution, staining Nicotinic Acetylcholine Receptor beta/CHRNA1 in paraffin-embedded H661 xenograft tissue by Immunohistochemistry.

Please note: All products are "FOR RESEARCH USE ONLY. NOT FOR USE IN DIAGNOSTIC PROCEDURES"

Our Abpromise to you: Quality guaranteed and expert technical support

- Replacement or refund for products not performing as stated on the datasheet
- Valid for 12 months from date of delivery
- Response to your inquiry within 24 hours

- We provide support in Chinese, English, French, German, Japanese and Spanish
- Extensive multi-media technical resources to help you
- We investigate all quality concerns to ensure our products perform to the highest standards

If the product does not perform as described on this datasheet, we will offer a refund or replacement. For full details of the Abpromise, please visit <https://www.abcam.com/abpromise> or contact our technical team.

Terms and conditions

- Guarantee only valid for products bought direct from Abcam or one of our authorized distributors