



## Product datasheet

# Anti-Nkx2.2 antibody [NX2/294] - BSA and Azide free ab212686

★★★★★ [1 Abreviews](#) [3 Images](#)

### Overview

<b>Product name</b>	Anti-Nkx2.2 antibody [NX2/294] - BSA and Azide free
<b>Description</b>	Mouse monoclonal [NX2/294] to Nkx2.2 - BSA and Azide free
<b>Host species</b>	Mouse
<b>Tested applications</b>	<b>Suitable for:</b> IHC-P
<b>Species reactivity</b>	<b>Reacts with:</b> Rat, Human
<b>Immunogen</b>	Recombinant full length protein corresponding to Human Nkx2.2 aa 1 to the C-terminus. Database link: <a href="#">Q95096</a>
	 <a href="#">Run BLAST with</a>  <a href="#">Run BLAST with</a>
<b>Positive control</b>	Pancreas or Ewing's sarcoma tissue
<b>General notes</b>	<p>The Life Science industry has been in the grips of a reproducibility crisis for a number of years. Abcam is leading the way in addressing this with our range of recombinant monoclonal antibodies and knockout edited cell lines for gold-standard validation. Please check that this product meets your needs before purchasing.</p> <p>If you have any questions, special requirements or concerns, please send us an inquiry and/or contact our Support team ahead of purchase. Recommended alternatives for this product can be found below, along with publications, customer reviews and Q&amp;As</p>

### Properties

<b>Form</b>	Liquid
<b>Storage instructions</b>	Shipped at 4°C. Store at +4°C short term (1-2 weeks). Upon delivery aliquot. Store at -20°C long term. Avoid freeze / thaw cycle.
<b>Storage buffer</b>	pH: 7.2 Constituent: 100% PBS
<b>Carrier free</b>	Yes
<b>Purity</b>	Protein A purified
<b>Purification notes</b>	Purified from bioreactor concentrate.
<b>Clonality</b>	Monoclonal
<b>Clone number</b>	NX2/294

<b>Isotype</b>	IgG2b
<b>Light chain type</b>	kappa

## Applications

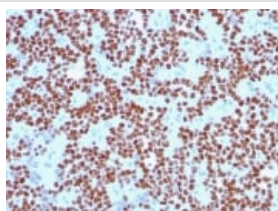
**The Abpromise guarantee** Our **Abpromise guarantee** covers the use of ab212686 in the following tested applications. The application notes include recommended starting dilutions; optimal dilutions/concentrations should be determined by the end user.

Application	Abreviews	Notes
<b>IHC-P</b>		Use a concentration of 0.5 - 1 µg/ml. Perform heat mediated antigen retrieval with citrate buffer pH 6 before commencing with IHC staining protocol. for 30 minutes at room temperature.

## Target

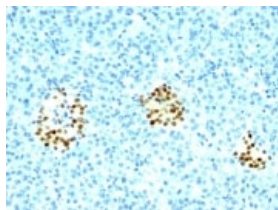
<b>Function</b>	May be involved in specifying diencephalic neuromeric boundaries, and in controlling the expression of genes that play a role in axonal guidance.
<b>Sequence similarities</b>	Belongs to the NK-2 homeobox family. Contains 1 homeobox DNA-binding domain.
<b>Domain</b>	The homeodomain is essential for interaction with OLIG2.
<b>Cellular localization</b>	Nucleus.

## Images



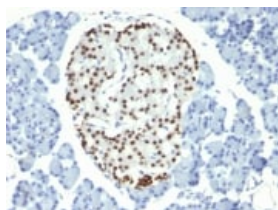
Immunohistochemical analysis of formalin-fixed, paraffin-embedded Human Ewing's Sarcoma tissue section labeling Nkx2.2 with ab212686 at 1 µg/mL.

Immunohistochemistry (Formalin/PFA-fixed paraffin-embedded sections) - Anti-Nkx2.2 antibody [NX2/294] - BSA and Azide free (ab212686)



Immunohistochemical analysis of formalin-fixed, paraffin-embedded Human pancreas tissue section labeling Nkx2.2 with ab212686 at 1 µg/mL.

Immunohistochemistry (Formalin/PFA-fixed paraffin-embedded sections) - Anti-Nkx2.2 antibody  
[NX2/294] - BSA and Azide free (ab212686)



Immunohistochemical analysis of formalin-fixed, paraffin-embedded rat pancreas tissue section labeling Nkx2.2 with ab212686 at 1 µg/mL.

Immunohistochemistry (Formalin/PFA-fixed paraffin-embedded sections) - Anti-Nkx2.2 antibody  
[NX2/294] - BSA and Azide free (ab212686)

**Please note:** All products are "FOR RESEARCH USE ONLY. NOT FOR USE IN DIAGNOSTIC PROCEDURES"

### Our Abpromise to you: Quality guaranteed and expert technical support

---

- Replacement or refund for products not performing as stated on the datasheet
- Valid for 12 months from date of delivery
- Response to your inquiry within 24 hours
- We provide support in Chinese, English, French, German, Japanese and Spanish
- Extensive multi-media technical resources to help you
- We investigate all quality concerns to ensure our products perform to the highest standards

If the product does not perform as described on this datasheet, we will offer a refund or replacement. For full details of the Abpromise, please visit <https://www.abcam.com/abpromise> or contact our technical team.

### Terms and conditions

---

- Guarantee only valid for products bought direct from Abcam or one of our authorized distributors