


Anti-Noelin antibody - C-terminal ab151416

[1 References](#) [4 Images](#)

Overview

Product name	Anti-Noelin antibody - C-terminal
Description	Rabbit polyclonal to Noelin - C-terminal
Host species	Rabbit
Tested applications	Suitable for: WB, IHC-P, ICC/IF
Species reactivity	Reacts with: Mouse, Human Predicted to work with: Rat, Chicken, Xenopus laevis, Xenopus tropicalis 
Immunogen	Synthetic peptide, corresponding to a region within amino acids 421-485 of Human Noelin (UniProt ID: Q99784).
Positive control	HepG2 cell lysate; mouse brain tissue lysate; NCI-N87 xenograft tissue; HeLa cells
General notes	<p>The immunogen was raised from noelin isoform 1 precursor(NP_055094)</p> <p>The Life Science industry has been in the grips of a reproducibility crisis for a number of years. Abcam is leading the way in addressing this with our range of recombinant monoclonal antibodies and knockout edited cell lines for gold-standard validation. Please check that this product meets your needs before purchasing.</p> <p>If you have any questions, special requirements or concerns, please send us an inquiry and/or contact our Support team ahead of purchase. Recommended alternatives for this product can be found below, along with publications, customer reviews and Q&As</p>

Properties

Form	Liquid
Storage instructions	Shipped at 4°C. Upon delivery aliquot and store at -20°C or -80°C. Avoid repeated freeze / thaw cycles.
Storage buffer	pH: 7.00 Preservative: 0.01% Thimerosal (merthiolate) Constituents: 1.21% Tris, 0.75% Glycine, 10% Glycerol (glycerin, glycerine)
Purity	Immunogen affinity purified
Clonality	Polyclonal
Isotype	IgG

Applications

The Abpromise guarantee

Our **Abpromise guarantee** covers the use of ab151416 in the following tested applications.

The application notes include recommended starting dilutions; optimal dilutions/concentrations should be determined by the end user.

Application	Abreviews	Notes
WB		1/500 - 1/3000. Predicted molecular weight: 55 kDa.
IHC-P		1/100 - 1/1000. Perform heat mediated antigen retrieval with citrate buffer pH 6 before commencing with IHC staining protocol.
ICC/IF		1/100 - 1/1000.

Target

Function

Seems to play an important role in regulating the production of neural crest cells by the neural tube.

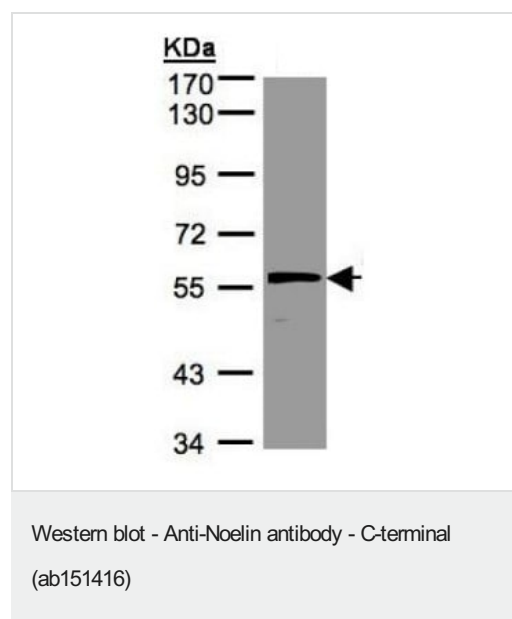
Sequence similarities

Contains 1 olfactomedin-like domain.

Cellular localization

Endoplasmic reticulum lumen.

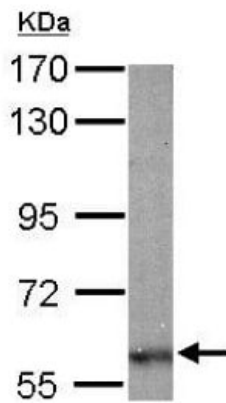
Images



Anti-Noelin antibody - C-terminal (ab151416) at 1/500 dilution + HepG2 whole cell lysate at 30 µg

Predicted band size: 55 kDa

7.5% SDS PAGE

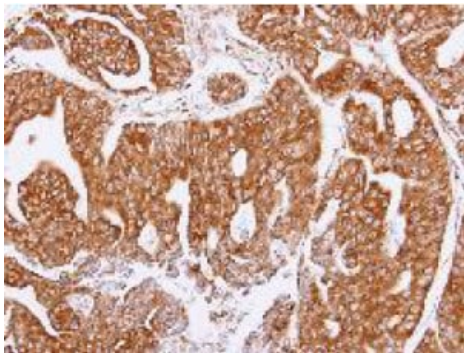


Western blot - Anti-Noelin antibody - C-terminal (ab151416)

Anti-Noelin antibody - C-terminal (ab151416) at 1/1000 dilution + mouse brain tissue lysate at 50 µg

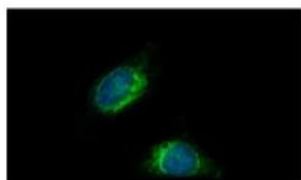
Predicted band size: 55 kDa

7.5% SDS PAGE



Immunohistochemistry (Formalin/PFA-fixed paraffin-embedded sections) - Anti-Noelin antibody - C-terminal (ab151416)

Immunohistochemical analysis of paraffin-embedded NCI-N87 xenograft labeling Noelin with ab151416 at 1/100 dilution.



Immunofluorescent analysis of methanol-fixed HeLa cells labeling Noelin with ab151416 at 1/500 dilution.
Lower panel was co-stained with Hoechst 33342.

Immunocytochemistry/ Immunofluorescence - Anti-Noelin antibody - C-terminal (ab151416)

Please note: All products are "FOR RESEARCH USE ONLY. NOT FOR USE IN DIAGNOSTIC PROCEDURES"

Our Abpromise to you: Quality guaranteed and expert technical support

- Replacement or refund for products not performing as stated on the datasheet
- Valid for 12 months from date of delivery
- Response to your inquiry within 24 hours
- We provide support in Chinese, English, French, German, Japanese and Spanish
- Extensive multi-media technical resources to help you
- We investigate all quality concerns to ensure our products perform to the highest standards

If the product does not perform as described on this datasheet, we will offer a refund or replacement. For full details of the Abpromise, please visit <https://www.abcam.com/abpromise> or contact our technical team.

Terms and conditions

- Guarantee only valid for products bought direct from Abcam or one of our authorized distributors