


Product datasheet

Anti-OB Cadherin antibody ab151302

★★★★☆ [3 Abreviews](#) [12 References](#) [2 Images](#)

Overview

Product name	Anti-OB Cadherin antibody
Description	Rabbit polyclonal to OB Cadherin
Host species	Rabbit
Tested applications	Suitable for: WB, IHC-P
Species reactivity	Reacts with: Mouse, Human Predicted to work with: Rat, Cow 
Immunogen	Recombinant fragment, corresponding to a region within amino acids 65-343 of Human OB Cadherin (Uniprot ID: P55287)
Positive control	Mouse brain lysate; Normal Human lung tissue
General notes	<p>The Life Science industry has been in the grips of a reproducibility crisis for a number of years. Abcam is leading the way in addressing this with our range of recombinant monoclonal antibodies and knockout edited cell lines for gold-standard validation. Please check that this product meets your needs before purchasing.</p> <p>If you have any questions, special requirements or concerns, please send us an inquiry and/or contact our Support team ahead of purchase. Recommended alternatives for this product can be found below, along with publications, customer reviews and Q&As</p>

Properties

Form	Liquid
Storage instructions	Shipped at 4°C. Upon delivery aliquot. Store at -20°C or -80°C. Avoid freeze / thaw cycle.
Storage buffer	pH: 7.00 Preservative: 0.025% Proclin 300 Constituents: 79% PBS, 20% Glycerol (glycerin, glycerine)
Purity	Immunogen affinity purified
Clonality	Polyclonal
Isotype	IgG

Applications

The Abpromise guarantee

Our **Abpromise guarantee** covers the use of ab151302 in the following tested applications.

The application notes include recommended starting dilutions; optimal dilutions/concentrations should be determined by the end user.

Application	Abreviews	Notes
WB	★★★★★ (1)	1/500 - 1/3000. Predicted molecular weight: 87 kDa.
IHC-P	★★★★★ (1)	1/100 - 1/1000. Perform heat mediated antigen retrieval with citrate buffer pH 6 before commencing with IHC staining protocol.

Target

Function

Cadherins are calcium dependent cell adhesion proteins. They preferentially interact with themselves in a homophilic manner in connecting cells; cadherins may thus contribute to the sorting of heterogeneous cell types.

Tissue specificity

Expressed mainly in brain but also found in other tissues. Expressed in neuroblasts.

Involvement in disease

Note=A chromosomal aberration involving CDH11 is a common genetic feature of aneurysmal bone cyst, a benign osseous neoplasm. Translocation t(16;17)(q22;p13) with USP6. The translocation generates a fusion gene in which the strong CDH11 promoter is fused to the entire USP6 coding sequence, resulting in USP6 transcriptional up-regulation.

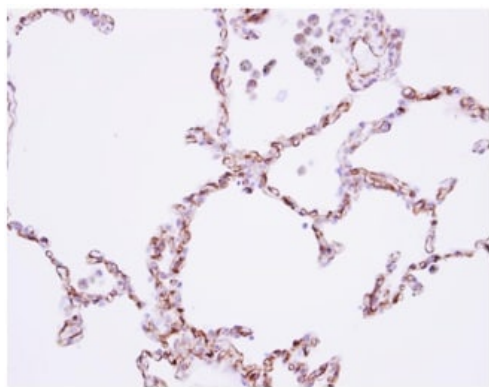
Sequence similarities

Contains 5 cadherin domains.

Cellular localization

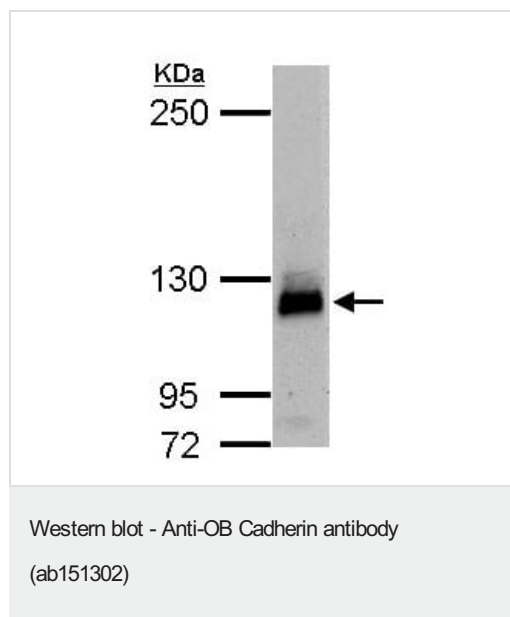
Cell membrane.

Images



Immunohistochemical analysis of paraffin-embedded normal Human lung tissue labeling OB Cadherin with ab151302 antibody at 1/250 dilution.

Immunohistochemistry (Formalin/PFA-fixed paraffin-embedded sections) - Anti-OB Cadherin antibody (ab151302)



Anti-OB Cadherin antibody (ab151302) at 1/1000 dilution + Mouse
brain whole cell lysate at 50 µg

Predicted band size: 87 kDa

5% SDS PAGE

Please note: All products are "FOR RESEARCH USE ONLY. NOT FOR USE IN DIAGNOSTIC PROCEDURES"

Our Abpromise to you: Quality guaranteed and expert technical support

- Replacement or refund for products not performing as stated on the datasheet
- Valid for 12 months from date of delivery
- Response to your inquiry within 24 hours
- We provide support in Chinese, English, French, German, Japanese and Spanish
- Extensive multi-media technical resources to help you
- We investigate all quality concerns to ensure our products perform to the highest standards

If the product does not perform as described on this datasheet, we will offer a refund or replacement. For full details of the Abpromise, please visit <https://www.abcam.com/abpromise> or contact our technical team.

Terms and conditions

- Guarantee only valid for products bought direct from Abcam or one of our authorized distributors