




Anti-OTUD1 antibody ab122481

[1 Abreviews](#) [9 References](#) [4 Images](#)

Overview

Product name	Anti-OTUD1 antibody
Description	Rabbit polyclonal to OTUD1
Host species	Rabbit
Tested applications	Suitable for: IHC-P
Species reactivity	Reacts with: Human Predicted to work with: Mouse, Rat 
Immunogen	antigen: SSAAEPVIVS RSDPRDEKLA LYLAEEVEKQD KYLRQRNKYR FHIIPDGNCL YRAVSKTVYG DQSLHRELRE QTVHYADHL DHFSPLIEGD VGEFIIAAAQ D, corresponding to internal sequence amino acids 272-372 of Human OTUD1 (Q5VV17). Run BLAST with  Run BLAST with 
Positive control	IHC-P: Human lung, lymph node, duodenum, and liver tissues.
General notes	<p>The Life Science industry has been in the grips of a reproducibility crisis for a number of years. Abcam is leading the way in addressing this with our range of recombinant monoclonal antibodies and knockout edited cell lines for gold-standard validation. Please check that this product meets your needs before purchasing.</p> <p>If you have any questions, special requirements or concerns, please send us an inquiry and/or contact our Support team ahead of purchase. Recommended alternatives for this product can be found below, along with publications, customer reviews and Q&As</p>

Properties

Form	Liquid
Storage instructions	Shipped at 4°C. Upon delivery aliquot and store at -20°C. Avoid freeze / thaw cycles.
Storage buffer	pH: 7.20 Preservative: 0.02% Sodium azide Constituents: 59% PBS, 40% Glycerol (glycerin, glycerine)
Purity	Immunogen affinity purified
Clonality	Polyclonal
Isotype	IgG

Applications

The Abpromise guarantee

Our **Abpromise guarantee** covers the use of ab122481 in the following tested applications.

The application notes include recommended starting dilutions; optimal dilutions/concentrations should be determined by the end user.

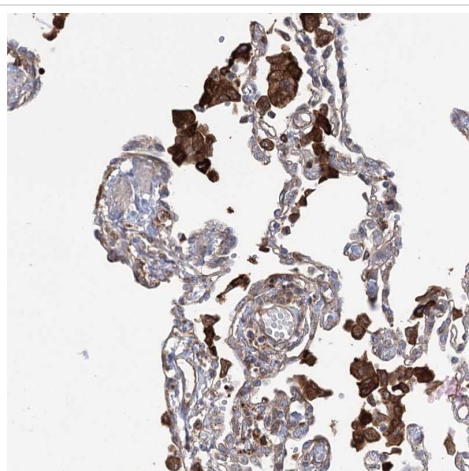
Application	Abreviews	Notes
IHC-P		1/20 - 1/50. Perform heat mediated antigen retrieval with citrate buffer pH 6 before commencing with IHC staining protocol.

Target

Sequence similarities

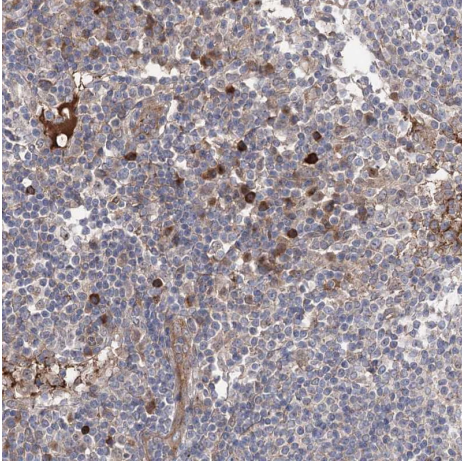
Contains 1 OTU domain.

Images



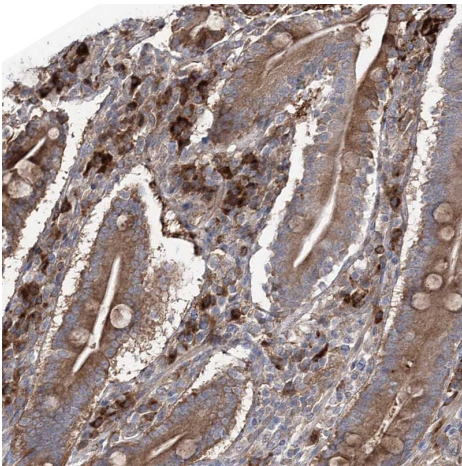
Immunohistochemistry (Formalin/PFA-fixed paraffin-embedded sections) analysis of lung tissue labelling OTUD1 with ab122481 at 1/50 dilution. Heat mediated antigen retrieval performed with citrate buffer pH 6 before commencing with IHC staining protocol.

Immunohistochemistry (Formalin/PFA-fixed paraffin-embedded sections) - Anti-OTUD1 antibody (ab122481)



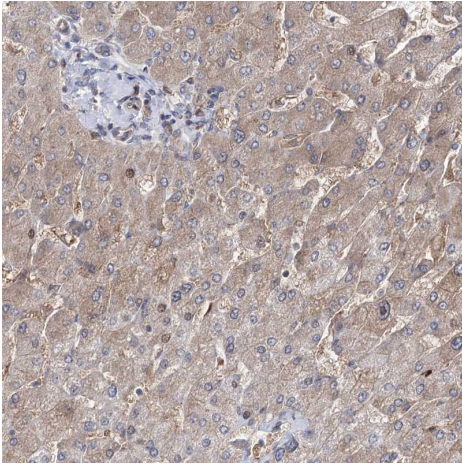
Immunohistochemistry (Formalin/PFA-fixed paraffin-embedded sections) - Anti-OTUD1 antibody (ab122481)

Immunohistochemistry (Formalin/PFA-fixed paraffin-embedded sections) analysis of lymph node tissue labelling OTUD1 with ab122481 at 1/50 dilution. Heat mediated antigen retrieval performed with citrate buffer pH 6 before commencing with IHC staining protocol.



Immunohistochemistry (Formalin/PFA-fixed paraffin-embedded sections) - Anti-OTUD1 antibody (ab122481)

Immunohistochemistry (Formalin/PFA-fixed paraffin-embedded sections) analysis of duodenum tissue labelling OTUD1 with ab122481 at 1/50 dilution. Heat mediated antigen retrieval performed with citrate buffer pH 6 before commencing with IHC staining protocol.



Immunohistochemistry (Formalin/PFA-fixed paraffin-embedded sections) - Anti-OTUD1 antibody (ab122481)

Immunohistochemistry (Formalin/PFA-fixed paraffin-embedded sections) analysis of liver tissue labelling OTUD1 with ab122481 at 1/50 dilution. Heat mediated antigen retrieval performed with citrate buffer pH 6 before commencing with IHC staining protocol.

Please note: All products are "FOR RESEARCH USE ONLY. NOT FOR USE IN DIAGNOSTIC PROCEDURES"

Our Abpromise to you: Quality guaranteed and expert technical support

- Replacement or refund for products not performing as stated on the datasheet
- Valid for 12 months from date of delivery
- Response to your inquiry within 24 hours
- We provide support in Chinese, English, French, German, Japanese and Spanish
- Extensive multi-media technical resources to help you
- We investigate all quality concerns to ensure our products perform to the highest standards

If the product does not perform as described on this datasheet, we will offer a refund or replacement. For full details of the Abpromise, please visit <https://www.abcam.com/abpromise> or contact our technical team.

Terms and conditions

- Guarantee only valid for products bought direct from Abcam or one of our authorized distributors