


Product datasheet

Anti-OXSM antibody ab229111

3 Images

Overview

Product name	Anti-OXSM antibody
Description	Rabbit polyclonal to OXSM
Host species	Rabbit
Tested applications	Suitable for: WB, IHC-P
Species reactivity	Reacts with: Mouse, Human Predicted to work with: Rat 
Immunogen	Recombinant fragment within Human OXSM (internal sequence). The exact sequence is proprietary. Database link: Q9NWU1
Positive control	WB: A431, HeLa and HepG2 whole cell lysates. IHC-P: Human colon carcinoma tissue; Mouse muscle tissue.
General notes	<p>The Life Science industry has been in the grips of a reproducibility crisis for a number of years. Abcam is leading the way in addressing this with our range of recombinant monoclonal antibodies and knockout edited cell lines for gold-standard validation. Please check that this product meets your needs before purchasing.</p> <p>If you have any questions, special requirements or concerns, please send us an inquiry and/or contact our Support team ahead of purchase. Recommended alternatives for this product can be found below, along with publications, customer reviews and Q&As</p>

Properties

Form	Liquid
Storage instructions	Shipped at 4°C. Store at +4°C short term (1-2 weeks). Upon delivery aliquot. Store at -20°C long term. Avoid freeze / thaw cycle.
Storage buffer	pH: 7.00 Preservative: 0.01% Thimerosal (merthiolate) Constituents: 78.99% PBS, 1% BSA, 20% Glycerol (glycerin, glycerine)
Purity	Immunogen affinity purified
Clonality	Polyclonal
Isotype	IgG

Applications

The Abpromise guarantee

Our **Abpromise guarantee** covers the use of ab229111 in the following tested applications.

The application notes include recommended starting dilutions; optimal dilutions/concentrations should be determined by the end user.

Application	Abreviews	Notes
WB		1/500 - 1/3000. Predicted molecular weight: 48 kDa.
IHC-P		1/100 - 1/1000.

Target

Function

May play a role in the biosynthesis of lipoic acid as well as longer chain fatty acids required for optimal mitochondrial function.

Tissue specificity

Widely expressed. Higher expression in heart, skeletal muscle, liver and kidney which contain high levels of active mitochondria.

Pathway

Lipid metabolism; fatty acid biosynthesis.

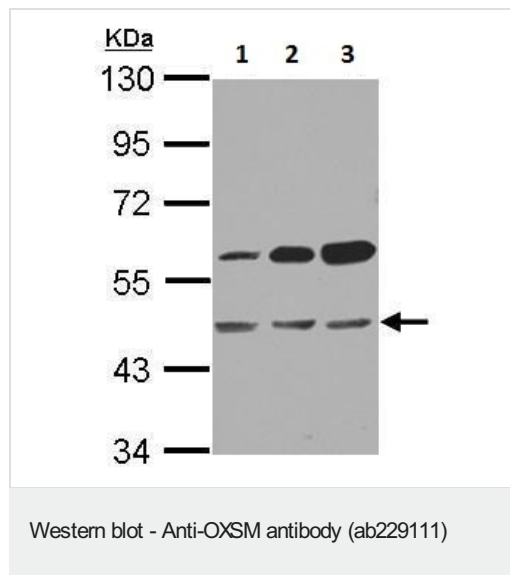
Sequence similarities

Belongs to the beta-ketoacyl-ACP synthases family.

Cellular localization

Mitochondrion.

Images



All lanes : Anti-OXSM antibody (ab229111) at 1/1000 dilution

Lane 1 : A431 (human epidermoid carcinoma cell line) whole cell lysate

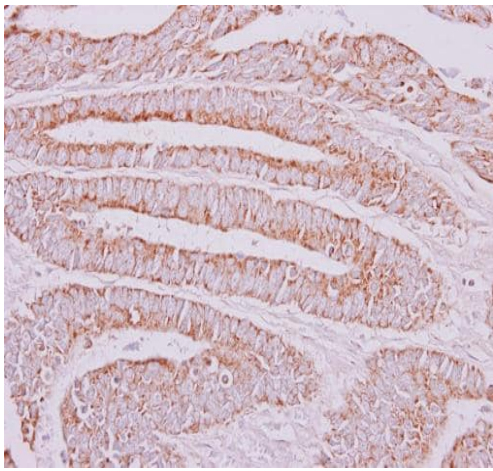
Lane 2 : HeLa (human epithelial cell line from cervix adenocarcinoma) whole cell lysate

Lane 3 : HepG2 (human liver hepatocellular carcinoma cell line) whole cell lysate

Lysates/proteins at 30 µg per lane.

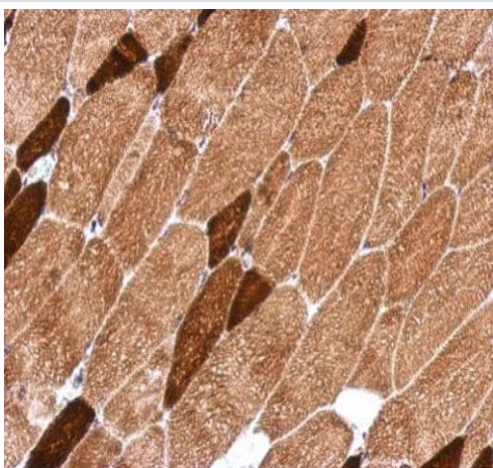
Predicted band size: 48 kDa

10% SDS-PAGE gel.



Paraffin-embedded human colon carcinoma tissue stained for OXSM using ab229111 at 1/250 dilution in immunohistochemical analysis.

Immunohistochemistry (Formalin/PFA-fixed paraffin-embedded sections) - Anti-OXSM antibody (ab229111)



Paraffin-embedded human muscle tissue stained for OXSM using ab229111 at 1/500 dilution in immunohistochemical analysis.

Immunohistochemistry (Formalin/PFA-fixed paraffin-embedded sections) - Anti-OXSM antibody (ab229111)

Please note: All products are "FOR RESEARCH USE ONLY. NOT FOR USE IN DIAGNOSTIC PROCEDURES"

Our Abpromise to you: Quality guaranteed and expert technical support

- Replacement or refund for products not performing as stated on the datasheet
- Valid for 12 months from date of delivery
- Response to your inquiry within 24 hours
- We provide support in Chinese, English, French, German, Japanese and Spanish

- Extensive multi-media technical resources to help you
- We investigate all quality concerns to ensure our products perform to the highest standards

If the product does not perform as described on this datasheet, we will offer a refund or replacement. For full details of the Abpromise, please visit <https://www.abcam.com/abpromise> or contact our technical team.

Terms and conditions

- Guarantee only valid for products bought direct from Abcam or one of our authorized distributors