




## Product datasheet

# Anti-PCDH19 antibody - C-terminal ab191198

[1 References](#) [1 Image](#)

### Overview

---

<b>Product name</b>	Anti-PCDH19 antibody - C-terminal
<b>Description</b>	Rabbit polyclonal to PCDH19 - C-terminal
<b>Host species</b>	Rabbit
<b>Tested applications</b>	<b>Suitable for:</b> WB
<b>Species reactivity</b>	<b>Reacts with:</b> Mouse, Human <b>Predicted to work with:</b> Rabbit, Horse, Chimpanzee, Rhesus monkey, Gorilla, Common marmoset, Orangutan, Xenopus tropicalis 
<b>Immunogen</b>	Synthetic peptide within Human PCDH19 aa 1050 to the C-terminus (C terminal). The exact immunogen sequence used to generate this antibody is proprietary information. If additional detail on the immunogen is needed to determine the suitability of the antibody for your needs, please <b><a href="#">contact</a></b> our Scientific Support team to discuss your requirements. Database link: <a href="#">Q8TAB3</a>  <a href="#">Run BLAST with</a>  <a href="#">Run BLAST with</a>
<b>Positive control</b>	293T, TCMK-1 and NIH3T3 whole cell lysates.
<b>General notes</b>	<p>The Life Science industry has been in the grips of a reproducibility crisis for a number of years. Abcam is leading the way in addressing this with our range of recombinant monoclonal antibodies and knockout edited cell lines for gold-standard validation. Please check that this product meets your needs before purchasing.</p> <p>If you have any questions, special requirements or concerns, please send us an inquiry and/or contact our Support team ahead of purchase. Recommended alternatives for this product can be found below, along with publications, customer reviews and Q&amp;As</p>

### Properties

---

<b>Form</b>	Liquid
<b>Storage instructions</b>	Shipped at 4°C. Store at +4°C short term (1-2 weeks). Upon delivery aliquot. Store at -20°C long term. Avoid freeze / thaw cycle.
<b>Storage buffer</b>	pH: 7 Preservative: 0.09% Sodium azide Constituent: 99% Tris citrate/phosphate  pH 7-8

<b>Purity</b>	Immunogen affinity purified
<b>Clonality</b>	Polyclonal
<b>Isotype</b>	IgG

## Applications

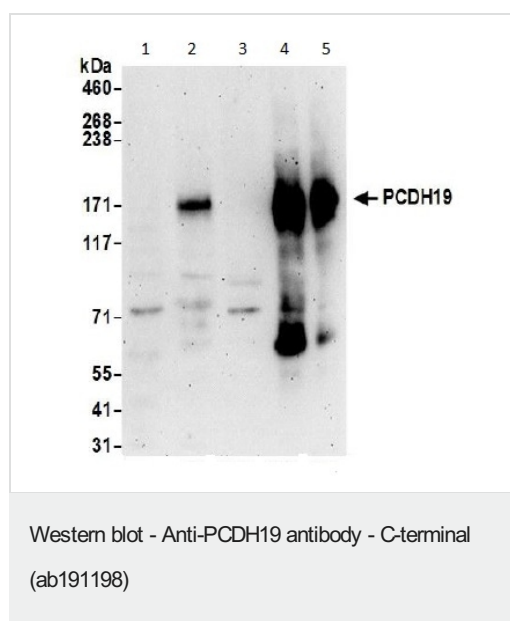
**The Abpromise guarantee** Our **Abpromise guarantee** covers the use of ab191198 in the following tested applications. The application notes include recommended starting dilutions; optimal dilutions/concentrations should be determined by the end user.

Application	Abreviews	Notes
<b>WB</b>		1/500 - 1/2500. Predicted molecular weight: 126 kDa.

## Target

<b>Function</b>	Potential calcium-dependent cell-adhesion protein.
<b>Tissue specificity</b>	Moderately expressed in all regions of the brain examined, with lowest levels found in the cerebellum. Moderate expression is also found in ovary, and low expression in all other tissues tested. Also detected in primary skin fibroblast.
<b>Involvement in disease</b>	Epileptic encephalopathy, early infantile, 9
<b>Sequence similarities</b>	Contains 6 cadherin domains.
<b>Developmental stage</b>	Expressed in developing cortical plate, amygdala and subcortical regions and in the ganglionic eminence.
<b>Cellular localization</b>	Cell membrane.

## Images



**All lanes** : Anti-PCDH19 antibody - C-terminal (ab191198) at 1 mg/ml

**Lane 1** : Whole cell lysate from HeLa cells in RIPA buffer at 50 µg

**Lane 2** : Whole cell lysate from 293T cells in RIPA buffer at 50 µg

**Lane 3** : Whole cell lysate from Jurkat cells in RIPA buffer at 50 µg

**Lane 4** : Whole cell lysate from TCMK-1 cells in NETN buffer at 10 µg

**Lane 5** : Whole cell lysate from NIH3T3 cells in NETN buffer at 10 µg

**Predicted band size:** 126 kDa

**Please note:** All products are "FOR RESEARCH USE ONLY. NOT FOR USE IN DIAGNOSTIC PROCEDURES"

### **Our Abpromise to you: Quality guaranteed and expert technical support**

---

- Replacement or refund for products not performing as stated on the datasheet
- Valid for 12 months from date of delivery
- Response to your inquiry within 24 hours
  
- We provide support in Chinese, English, French, German, Japanese and Spanish
- Extensive multi-media technical resources to help you
- We investigate all quality concerns to ensure our products perform to the highest standards

If the product does not perform as described on this datasheet, we will offer a refund or replacement. For full details of the Abpromise, please visit <https://www.abcam.com/abpromise> or contact our technical team.

### **Terms and conditions**

---

- Guarantee only valid for products bought direct from Abcam or one of our authorized distributors