


Product datasheet

Anti-PCP4 antibody [CL5306] ab243025

★★★★★ [1 Abreviews](#) [6 Images](#)

Overview

Product name	Anti-PCP4 antibody [CL5306]
Description	Mouse monoclonal [CL5306] to PCP4
Host species	Mouse
Tested applications	Suitable for: IHC-P
Species reactivity	Reacts with: Mouse, Rat, Human Predicted to work with: Cow 
Immunogen	Recombinant fragment corresponding to Human PCP4 aa 1 to the C-terminus. Database link: P48539 Run BLAST with Run BLAST with
Positive control	IHC-P: Human, mouse and rat cerebellum tissue. Human prostate tissue.
General notes	<p>The Life Science industry has been in the grips of a reproducibility crisis for a number of years. Abcam is leading the way in addressing this with our range of recombinant monoclonal antibodies and knockout edited cell lines for gold-standard validation. Please check that this product meets your needs before purchasing.</p> <p>If you have any questions, special requirements or concerns, please send us an inquiry and/or contact our Support team ahead of purchase. Recommended alternatives for this product can be found below, along with publications, customer reviews and Q&As</p>

Properties

Form	Liquid
Storage instructions	Shipped at 4°C. Store at +4°C short term (1-2 weeks). Upon delivery aliquot. Store at -20°C long term. Avoid freeze / thaw cycle.
Storage buffer	pH: 7.20 Preservative: 0.02% Sodium azide Constituents: 40% Glycerol (glycerin, glycerine), PBS
Purity	Protein A purified
Purification notes	Purified from TCS.
Clonality	Monoclonal
Clone number	CL5306

Isotype

IgG1

Applications

The Abpromise guarantee

Our **Abpromise guarantee** covers the use of ab243025 in the following tested applications.

The application notes include recommended starting dilutions; optimal dilutions/concentrations should be determined by the end user.

Application	Abreviews	Notes
IHC-P	★★★★★ (1)	1/500 - 1/1000. Perform heat mediated antigen retrieval with citrate buffer pH 6 before commencing with IHC staining protocol.

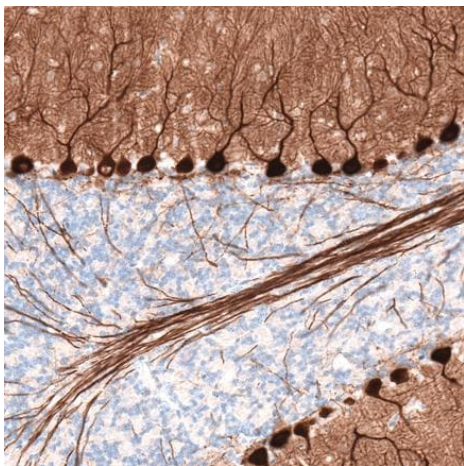
Target

Sequence similarities

Belongs to the PCP4 family.

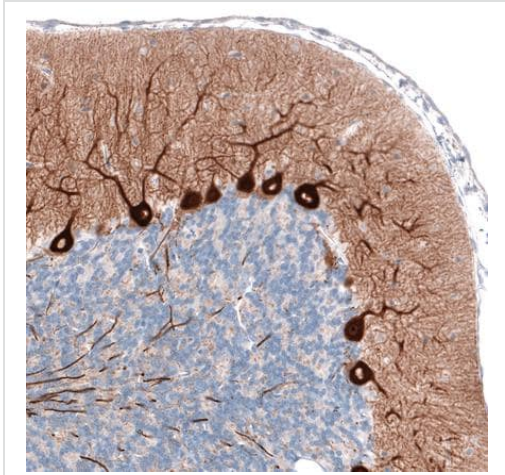
Contains 1 IQ domain.

Images



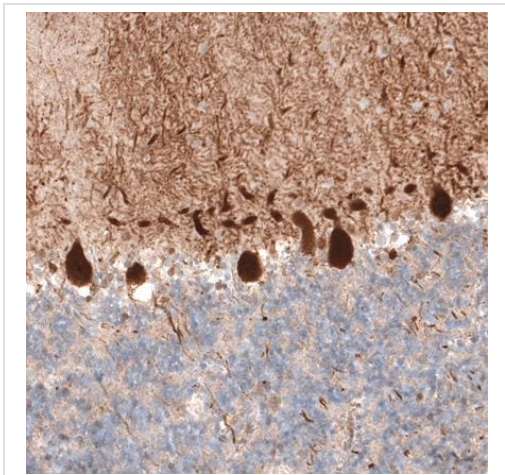
Formalin-fixed, paraffin-embedded mouse cerebellum tissue stained for PCP4 with ab243025 at a 1:500 dilution in immunohistochemical analysis.

Immunohistochemistry (Formalin/PFA-fixed paraffin-embedded sections) - Anti-PCP4 antibody [CL5306] (ab243025)



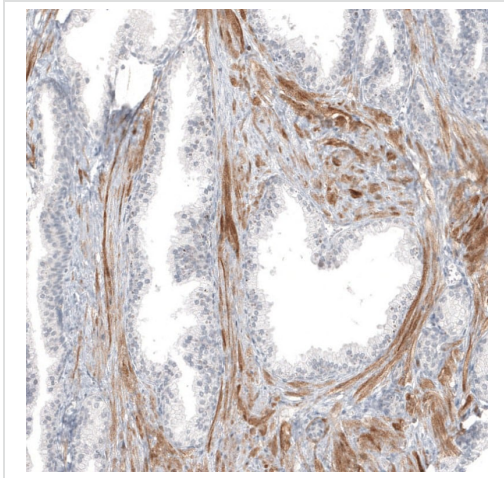
Formalin-fixed, paraffin-embedded rat cerebellum tissue stained for PCP4 with ab243025 at a 1:500 dilution in immunohistochemical analysis.

Immunohistochemistry (Formalin/PFA-fixed paraffin-embedded sections) - Anti-PCP4 antibody [CL5306] (ab243025)



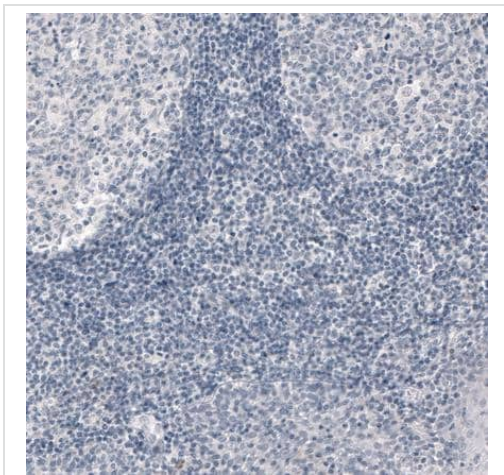
Formalin-fixed, paraffin-embedded human cerebellum tissue stained for PCP4 with ab243025 at a 1:500 dilution in immunohistochemical analysis.

Immunohistochemistry (Formalin/PFA-fixed paraffin-embedded sections) - Anti-PCP4 antibody [CL5306] (ab243025)



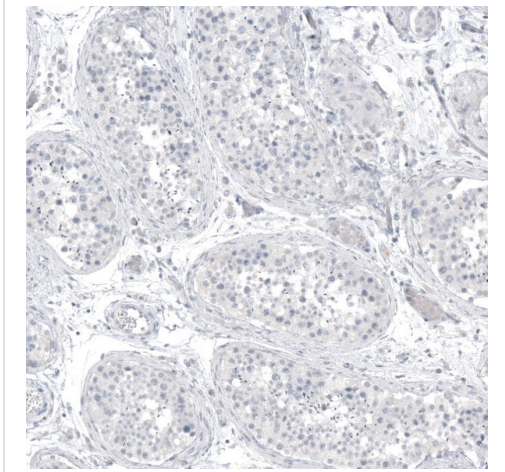
Immunohistochemistry (Formalin/PFA-fixed paraffin-embedded sections) analysis of human prostate tissue labelling PCP4 with ab243025 at 1/500 dilution. Heat mediated antigen retrieval performed with citrate buffer pH 6 before commencing with IHC staining protocol.

Immunohistochemistry (Formalin/PFA-fixed paraffin-embedded sections) - Anti-PCP4 antibody [CL5306] (ab243025)



Negative control - Formalin-fixed, paraffin-embedded human tonsil tissue stained for PCP4 with ab243025 at a 1:500 dilution in immunohistochemical analysis.

Immunohistochemistry (Formalin/PFA-fixed paraffin-embedded sections) - Anti-PCP4 antibody [CL5306] (ab243025)



Immunohistochemistry (Formalin/PFA-fixed paraffin-embedded sections) analysis of human testis tissue labelling PCP4 with ab243025 at 1/500 dilution. Heat mediated antigen retrieval performed with citrate buffer pH 6 before commencing with IHC staining protocol.

Immunohistochemistry (Formalin/PFA-fixed paraffin-embedded sections) - Anti-PCP4 antibody [CL5306] (ab243025)

Please note: All products are "FOR RESEARCH USE ONLY. NOT FOR USE IN DIAGNOSTIC PROCEDURES"

Our Abpromise to you: Quality guaranteed and expert technical support

- Replacement or refund for products not performing as stated on the datasheet
- Valid for 12 months from date of delivery
- Response to your inquiry within 24 hours
- We provide support in Chinese, English, French, German, Japanese and Spanish
- Extensive multi-media technical resources to help you
- We investigate all quality concerns to ensure our products perform to the highest standards

If the product does not perform as described on this datasheet, we will offer a refund or replacement. For full details of the Abpromise, please visit <https://www.abcam.com/abpromise> or contact our technical team.

Terms and conditions

- Guarantee only valid for products bought direct from Abcam or one of our authorized distributors