

Anti-PCSK9 antibody [EPR18835-18] - BSA and Azide free (Detector) ab242759

Recombinant RabMAb

2 Images

Overview

Product name	Anti-PCSK9 antibody [EPR18835-18] - BSA and Azide free (Detector)
Description	Rabbit monoclonal [EPR18835-18] to PCSK9 - BSA and Azide free (Detector)
Host species	Rabbit
Tested applications	Suitable for: Sandwich ELISA
Species reactivity	Reacts with: Human
Immunogen	Recombinant fragment. This information is proprietary to Abcam and/or its suppliers.
General notes	<p>ab242759 is a BSA and Azide Free antibody supplied in an unconjugated format and it is suitable for sandwich ELISAs to quantify Human PCSK9. The recommended pair for sandwich ELISA is:</p> <p>Capture: ab242510, Human PCSK9 Capture Antibody (unconjugated) Detector: ab242759, Human PCSK9 Detector Antibody (unconjugated)</p> <p>The reference range value is 250 - 16000 pg/ml.</p> <p>Our carrier-free antibodies are typically supplied in a PBS-only formulation, purified and free of BSA, sodium azide and glycerol. The carrier-free buffer and high concentration allow for increased conjugation efficiency.</p> <p>This conjugation-ready format is designed for use with fluorochromes, metal isotopes, oligonucleotides, and enzymes, which makes them ideal for antibody labelling, functional and cell-based assays, flow-based assays (e.g. mass cytometry) and Multiplex Imaging applications.</p> <p>Use our conjugation kits for antibody conjugates that are ready-to-use in as little as 20 minutes with <1 minute hands-on-time and 100% antibody recovery: available for fluorescent dyes, HRP, biotin and gold.</p> <p>The recommended antibody orientation is based on internal optimization for ELISA-based assays. Antibody orientation is assay dependent and needs to be optimized for each assay type. Please note that the range provided for this antibody is only an estimation based on the performance of the product using the recommended antibody pair. Performance of the antibody pair will depend on the specific characteristics of your assay. We guarantee the product works in sandwich ELISA, but we do not guarantee the sensitivity or dynamic range of the antibody in your assay.</p> <p>This product is a recombinant monoclonal antibody, which offers several advantages including:</p>

- High batch-to-batch consistency and reproducibility
- Improved sensitivity and specificity
- Long-term security of supply
- Animal-free production

For more information [see here](#).

Our RabMAb[®] technology is a patented hybridoma-based technology for making rabbit monoclonal antibodies. For details on our patents, please refer to [RabMAb[®] patents](#).

Properties

Form	Liquid
Storage instructions	Shipped at 4°C. Store at +4°C.
Storage buffer	Constituent: 100% PBS
Carrier free	Yes
Purity	Protein A purified
Clonality	Monoclonal
Clone number	EPR18835-18
Isotype	IgG

Applications

The Abpromise guarantee Our [Abpromise guarantee](#) covers the use of ab242759 in the following tested applications.

The application notes include recommended starting dilutions; optimal dilutions/concentrations should be determined by the end user.

Application	Abreviews	Notes
Sandwich ELISA		Use at an assay dependent concentration. Can be paired for Sandwich ELISA with PE / R-Phycoerythrin Conjugation Kit - Lightning-Link[®] (ab102918) and Biotinylation Kit / Biotin Conjugation Kit (Fast and Type A) - Lightning-Link[®] (ab201795) and Rabbit monoclonal [EPR18835-113] to PCSK9 - BSA and Azide free (Capture) (ab242510) .

Target

Function	May be implicated in the differentiation of cortical neurons and may play a role in cholesterol homeostasis.
Tissue specificity	Expressed in neuro-epithelioma, colon carcinoma, hepatic and pancreatic cell lines, and in Schwann cells.
Involvement in disease	Defects in PCSK9 are the cause of familial hypercholesterolemia 3 (FH3) [MIM:603776]. FH3 inheritance is autosomal dominant.
Sequence similarities	Belongs to the peptidase S8 family. Contains 1 peptidase S8 domain.
Post-translational	The soluble zymogen undergoes autocatalytic intramolecular processing in the endoplasmic

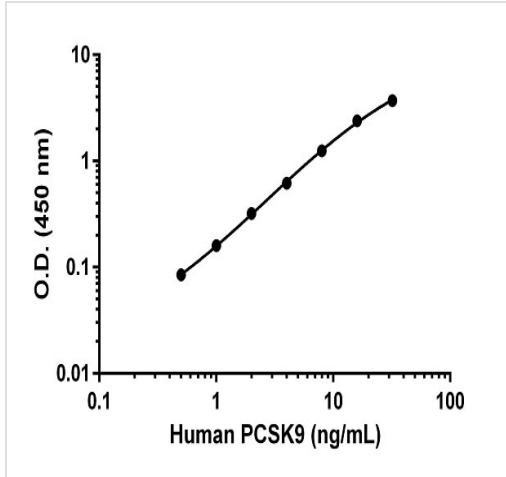
modifications

reticulum, resulting in the cleavage of its propeptide that remains associated with the secreted enzyme.

Cellular localization

Secreted.





Images



Representative standard curve from corresponding SimpleStep ELISA® Kit ([ab209884](#)).

Sandwich ELISA - Anti-PCSK9 antibody
[EPR18835-18] - BSA and Azide free (Detector)
(ab242759)

Why choose a recombinant antibody?

 Research with confidence Consistent and reproducible results	 Long-term and scalable supply Recombinant technology
 Success from the first experiment Confirmed specificity	 Ethical standards compliant Animal-free production

Anti-PCSK9 antibody [EPR18835-18] - BSA and Azide free (Detector) (ab242759)

Please note: All products are "FOR RESEARCH USE ONLY. NOT FOR USE IN DIAGNOSTIC PROCEDURES"

Our Abpromise to you: Quality guaranteed and expert technical support

- Replacement or refund for products not performing as stated on the datasheet
- Valid for 12 months from date of delivery

- Response to your inquiry within 24 hours
- We provide support in Chinese, English, French, German, Japanese and Spanish
- Extensive multi-media technical resources to help you
- We investigate all quality concerns to ensure our products perform to the highest standards

If the product does not perform as described on this datasheet, we will offer a refund or replacement. For full details of the Abpromise, please visit <https://www.abcam.com/abpromise> or contact our technical team.

Terms and conditions

- Guarantee only valid for products bought direct from Abcam or one of our authorized distributors