




Product datasheet

Anti-PDLIM5/ENH antibody ab85967

2 Images

Overview

Product name	Anti-PDLIM5/ENH antibody
Description	Rabbit polyclonal to PDLIM5/ENH
Host species	Rabbit
Tested applications	Suitable for: WB, IP
Species reactivity	Reacts with: Human Predicted to work with: Mouse, Rat, Rabbit, Horse, Guinea pig, Cow, Dog, Pig, Xenopus laevis, Chimpanzee, Rhesus monkey, Gorilla, Orangutan, Xenopus tropicalis 
Immunogen	Synthetic peptide corresponding to Human PDLIM5/ENH aa 500-600 (C terminal). Database link: Q96HC4 <div>  Run BLAST with  Run BLAST with </div>
Positive control	WB: HeLa whole cell lysate. IP: HeLa cells.
General notes	<p>The Life Science industry has been in the grips of a reproducibility crisis for a number of years. Abcam is leading the way in addressing this with our range of recombinant monoclonal antibodies and knockout edited cell lines for gold-standard validation. Please check that this product meets your needs before purchasing.</p> <p>If you have any questions, special requirements or concerns, please send us an inquiry and/or contact our Support team ahead of purchase. Recommended alternatives for this product can be found below, along with publications, customer reviews and Q&As</p>

Properties

Form	Liquid
Storage instructions	Shipped at 4°C. Upon delivery aliquot and store at -20°C. Avoid freeze / thaw cycles.
Storage buffer	pH: 6.8 Preservative: 0.09% Sodium azide Constituents: Tris buffered saline, 0.1% BSA
Purity	Immunogen affinity purified
Clonality	Polyclonal
Isotype	IgG

Applications

The Abpromise guarantee

Our **Abpromise guarantee** covers the use of ab85967 in the following tested applications.

The application notes include recommended starting dilutions; optimal dilutions/concentrations should be determined by the end user.

Application	Abreviews	Notes
WB		1/2000 - 1/10000. Predicted molecular weight: 64 kDa.
IP		Use at 2-5 µg/mg of lysate.

Target

Function

May play an important role in the heart development by scaffolding PKC to the Z-disk region. May play a role in the regulation of cardiomyocyte expansion. Overexpression promotes the development of heart hypertrophy. Contributes to the regulation of dendritic spine morphogenesis in neurons. May restrain postsynaptic growth of excitatory synapses.

Tissue specificity

Heart and skeletal muscle specific. Expression is commonly increased in the brain of patients with bipolar disorder, schizophrenia, and major depression.

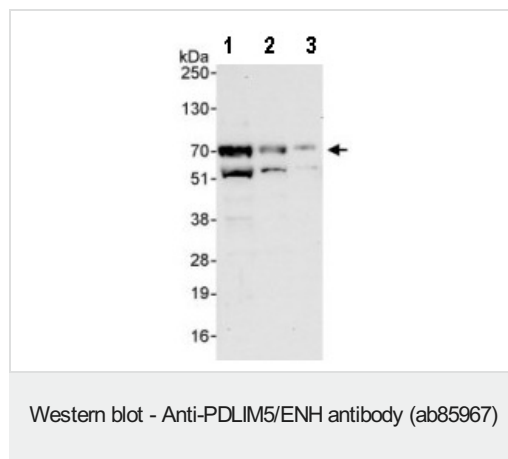
Sequence similarities

Contains 3 LIM zinc-binding domains.
Contains 1 PDZ (DHR) domain.

Cellular localization

Cell junction > synapse > postsynaptic cell membrane > postsynaptic density. Cell junction > synapse > synaptosome. Cytoplasm. Detected both at presynaptic and postsynaptic sites.

Images



All lanes : Anti-PDLIM5/ENH antibody (ab85967) at 0.04 µg/ml

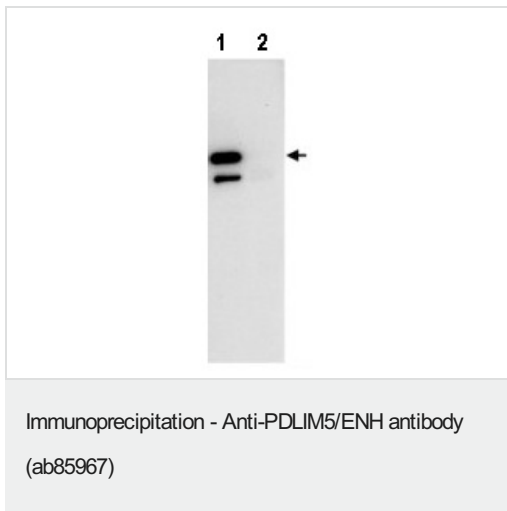
Lane 1 : HeLa whole cell lysate at 50 µg

Lane 2 : HeLa whole cell lysate at 15 µg

Lane 3 : HeLa whole cell lysate at 5 µg

Predicted band size: 64 kDa

Exposure time: 30 seconds



1mg HeLa whole cell lysate was immunoprecipitated using ab85967 at 3µg. 20% of IP was loaded/lane and PDLIM5/ENH was detected with ab85967 at 1µg/ml (lane 1) or a control IgG (lane 2).

Detection: chemiluminescence with exposure time of 10 seconds.

Please note: All products are "FOR RESEARCH USE ONLY. NOT FOR USE IN DIAGNOSTIC PROCEDURES"

Our Abpromise to you: Quality guaranteed and expert technical support

- Replacement or refund for products not performing as stated on the datasheet
- Valid for 12 months from date of delivery
- Response to your inquiry within 24 hours
- We provide support in Chinese, English, French, German, Japanese and Spanish
- Extensive multi-media technical resources to help you
- We investigate all quality concerns to ensure our products perform to the highest standards

If the product does not perform as described on this datasheet, we will offer a refund or replacement. For full details of the Abpromise, please visit <https://www.abcam.com/abpromise> or contact our technical team.

Terms and conditions

- Guarantee only valid for products bought direct from Abcam or one of our authorized distributors