




## Product datasheet

### Anti-PLAGL1 / ZAC antibody [8D8C5] ab181457

★ ★ ★ ★ ★ **1 Abreviews**   **3 Images**

#### Overview

<b>Product name</b>	Anti-PLAGL1 / ZAC antibody [8D8C5]
<b>Description</b>	Mouse monoclonal [8D8C5] to PLAGL1 / ZAC
<b>Host species</b>	Mouse
<b>Tested applications</b>	<b>Suitable for:</b> WB, IHC-P
<b>Species reactivity</b>	<b>Reacts with:</b> Human <b>Predicted to work with:</b> Pig 
<b>Immunogen</b>	Recombinant fragment corresponding to Human PLAGL1/ ZAC aa 100-250. (Expressed in E.coli). Database link: <a href="#">Q9UM63</a> <div>  <a href="#">Run BLAST with</a>  <a href="#">Run BLAST with</a> </div>
<b>Positive control</b>	Human PLAGL1 / ZAC recombinant protein; PLAGL1 / ZAC (aa: 118-222)-hlgGfC transfected HEK293 cell lysate; Human ovarian cancer tissue.
<b>General notes</b>	<p>The Life Science industry has been in the grips of a reproducibility crisis for a number of years. Abcam is leading the way in addressing this with our range of recombinant monoclonal antibodies and knockout edited cell lines for gold-standard validation. Please check that this product meets your needs before purchasing.</p> <p>If you have any questions, special requirements or concerns, please send us an inquiry and/or contact our Support team ahead of purchase. Recommended alternatives for this product can be found below, along with publications, customer reviews and Q&amp;As</p>

#### Properties

<b>Form</b>	Liquid
<b>Storage instructions</b>	Shipped at 4°C. Store at +4°C short term (1-2 weeks). Upon delivery aliquot. Store at -20°C long term. Avoid freeze / thaw cycle.
<b>Storage buffer</b>	Preservative: 0.05% Sodium azide Constituent: 99% PBS  Contains 0.5% protein stabilizer (Amino acid =85%, pH(1% water solution) =7.0~7.5, Water =2%, As(mg/kg) =0.5, Pb(mg/kg) =0.1)
<b>Purity</b>	Protein G purified

<b>Purification notes</b>	Purified from tissue culture supernatant.
<b>Clonality</b>	Monoclonal
<b>Clone number</b>	8D8C5
<b>Isotype</b>	IgG1

## Applications

**The Abpromise guarantee** Our **Abpromise guarantee** covers the use of ab181457 in the following tested applications.

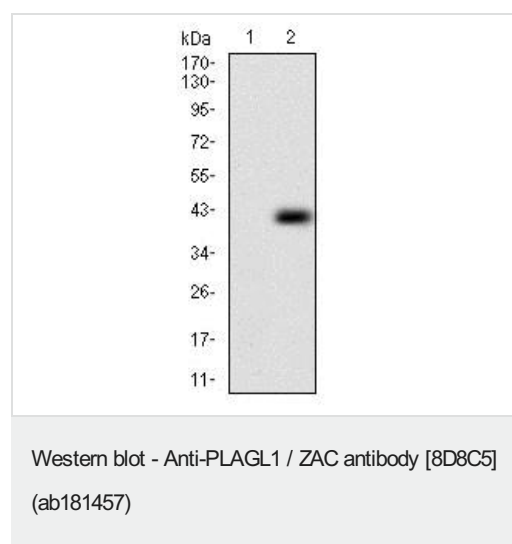
The application notes include recommended starting dilutions; optimal dilutions/concentrations should be determined by the end user.

Application	Abreviews	Notes
<b>WB</b>		1/500 - 1/2000. Predicted molecular weight: 51 kDa.
<b>IHC-P</b>		1/200 - 1/1000.

## Target

<b>Function</b>	Shows weak transcriptional activatory activity. Transcriptional regulator of the type 1 receptor for pituitary adenylate cyclase-activating polypeptide.
<b>Sequence similarities</b>	Belongs to the krueppel C2H2-type zinc-finger protein family. Contains 7 C2H2-type zinc fingers.
<b>Cellular localization</b>	Nucleus.

## Images

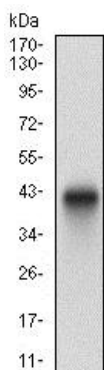


**All lanes :** Anti-PLAGL1 / ZAC antibody [8D8C5] (ab181457) at 1/500 dilution

**Lane 1 :** HEK293 cell lysate

**Lane 2 :** PLAGL1 / ZAC (aa: 118-222)-hlgGfC transfected HEK293 cell lysate

**Predicted band size:** 51 kDa

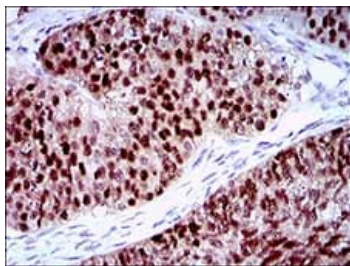


Anti-PLAGL1 / ZAC antibody [8D8C5] (ab181457) at 1/500 dilution  
+ Human PLAGL1 / ZAC recombinant protein

**Predicted band size:** 51 kDa

Expected MWt is 37.5 kDa.

Western blot - Anti-PLAGL1 / ZAC antibody [8D8C5]  
(ab181457)



Immunohistochemical analysis of paraffin-embedded Human ovarian cancer tissue labeling PLGL1 / ZAC with ab181457 at 1/200 dilution, with DAB staining.

Immunohistochemistry (Formalin/PFA-fixed paraffin-embedded sections) - Anti-PLAGL1 / ZAC antibody [8D8C5] (ab181457)

**Please note:** All products are "FOR RESEARCH USE ONLY. NOT FOR USE IN DIAGNOSTIC PROCEDURES"

### Our Abpromise to you: Quality guaranteed and expert technical support

- Replacement or refund for products not performing as stated on the datasheet
- Valid for 12 months from date of delivery
- Response to your inquiry within 24 hours
- We provide support in Chinese, English, French, German, Japanese and Spanish
- Extensive multi-media technical resources to help you
- We investigate all quality concerns to ensure our products perform to the highest standards

If the product does not perform as described on this datasheet, we will offer a refund or replacement. For full details of the Abpromise, please visit <https://www.abcam.com/abpromise> or contact our technical team.

### Terms and conditions

- 
- Guarantee only valid for products bought direct from Abcam or one of our authorized distributors