


Product datasheet

Anti-Prostaglandin E Synthase/MPGES-1 antibody [EPR13765] α b180589

Recombinant RabMAb

[7 References](#) [3 Images](#)

Overview

Product name	Anti-Prostaglandin E Synthase/MPGES-1 antibody [EPR13765]
Description	Rabbit monoclonal [EPR13765] to Prostaglandin E Synthase/MPGES-1
Host species	Rabbit
Tested applications	Suitable for: WB
Species reactivity	Reacts with: Mouse, Human Predicted to work with: Rat 
Immunogen	Synthetic peptide. This information is proprietary to Abcam and/or its suppliers.
Positive control	NIH 3T3, Jurkat and A549 cell line lysates; HeLa cells.
General notes	<p>This product is a recombinant monoclonal antibody, which offers several advantages including:</p> <ul style="list-style-type: none"> - High batch-to-batch consistency and reproducibility - Improved sensitivity and specificity - Long-term security of supply - Animal-free production <p>For more information see here.</p> <p>Our RabMAb[®] technology is a patented hybridoma-based technology for making rabbit monoclonal antibodies. For details on our patents, please refer to RabMAb[®] patents.</p>

Properties

Form	Liquid
Storage instructions	Shipped at 4°C. Store at +4°C short term (1-2 weeks). Upon delivery aliquot. Store at -20°C long term. Avoid freeze / thaw cycle.
Storage buffer	pH: 7.20 Preservative: 0.01% Sodium azide Constituents: 49% PBS, 0.05% BSA, 50% Glycerol (glycerin, glycerine)
Purity	Protein A purified
Clonality	Monoclonal
Clone number	EPR13765

Isotype

IgG

Applications

The Abpromise guarantee

Our **Abpromise guarantee** covers the use of ab180589 in the following tested applications.

The application notes include recommended starting dilutions; optimal dilutions/concentrations should be determined by the end user.

Application	Abreviews	Notes
WB		1/1000. Detects a band of approximately 13 kDa (predicted molecular weight: 17 kDa).

Target

Function

Catalyzes the oxidoreduction of prostaglandin endoperoxide H2 (PGH2) to prostaglandin E2 (PGE2).

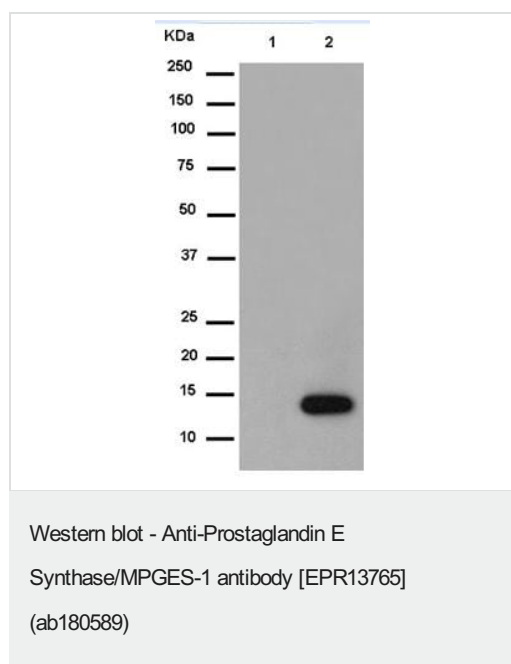
Sequence similarities

Belongs to the MAPEG family.

Cellular localization

Membrane.

Images



All lanes : Anti-Prostaglandin E Synthase/MPGES-1 antibody [EPR13765] (ab180589) at 1/1000 dilution

Lane 1 : Lysate of NIH 3T3 cells with Immunizing peptide

Lane 2 : Lysate of NIH 3T3 cells

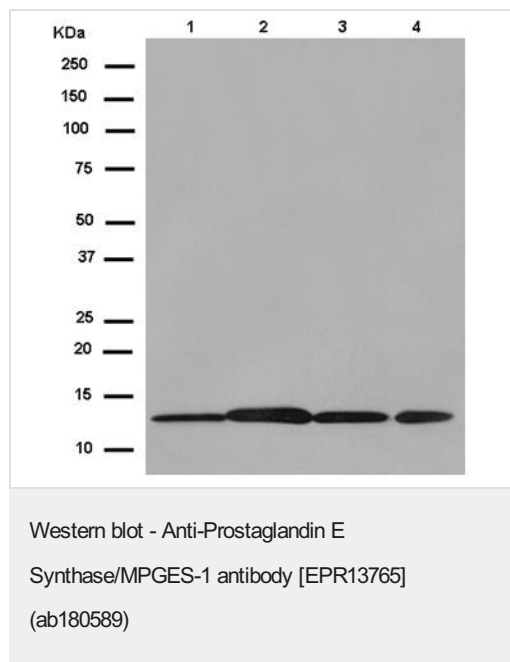
Lysates/proteins at 10 µg per lane.

Secondary

All lanes : Goat Anti-Rabbit IgG, (H+L), Peroxidase conjugated at 1/1000 dilution

Predicted band size: 17 kDa

Observed band size: 13 kDa



All lanes : Anti-Prostaglandin E Synthase/MPGES-1 antibody [EPR13765] (ab180589) at 1/1000 dilution

Lane 1 : NIH 3T3 cell line lysate

Lane 2 : Jurkat cell line lysate

Lane 3 : HeLa cell line lysate

Lane 4 : A549 cell line lysate

Lysates/proteins at 20 µg per lane.

Secondary

All lanes : Goat Anti-Rabbit IgG, (H+L), Peroxidase conjugated at 1/1000 dilution

Predicted band size: 17 kDa

Observed band size: 13 kDa

Why choose a recombinant antibody?

Research with confidence
Consistent and reproducible results

Long-term and scalable supply
Recombinant technology

Success from the first experiment
Confirmed specificity

Ethical standards compliant
Animal-free production

Anti-Prostaglandin E Synthase/MPGES-1 antibody [EPR13765] (ab180589)

Please note: All products are "FOR RESEARCH USE ONLY. NOT FOR USE IN DIAGNOSTIC PROCEDURES"

Our Abpromise to you: Quality guaranteed and expert technical support

- Replacement or refund for products not performing as stated on the datasheet

- Valid for 12 months from date of delivery
- Response to your inquiry within 24 hours
- We provide support in Chinese, English, French, German, Japanese and Spanish
- Extensive multi-media technical resources to help you
- We investigate all quality concerns to ensure our products perform to the highest standards

If the product does not perform as described on this datasheet, we will offer a refund or replacement. For full details of the Abpromise, please visit <https://www.abcam.com/abpromise> or contact our technical team.

Terms and conditions

- Guarantee only valid for products bought direct from Abcam or one of our authorized distributors