




Product datasheet

Anti-RFRP antibody ab228496

[4 Images](#)

Overview

Product name	Anti-RFRP antibody
Description	Guinea pig polyclonal to RFRP
Host species	Guinea pig
Tested applications	Suitable for: IHC-Fr
Species reactivity	Reacts with: Sheep Predicted to work with: Human 
Immunogen	Synthetic peptide corresponding to Human RFRP aa 100 to the C-terminus conjugated to keyhole limpet haemocyanin. Database link: Q9HCQ7  Run BLAST with  Run BLAST with
Positive control	IHC-P: Sheep hypothalamus tissue.
General notes	<p>The Life Science industry has been in the grips of a reproducibility crisis for a number of years. Abcam is leading the way in addressing this with our range of recombinant monoclonal antibodies and knockout edited cell lines for gold-standard validation. Please check that this product meets your needs before purchasing.</p> <p>If you have any questions, special requirements or concerns, please send us an inquiry and/or contact our Support team ahead of purchase. Recommended alternatives for this product can be found below, along with publications, customer reviews and Q&As</p>

Properties

Form	Lyophilized:Reconstitute in 50 µl sterile water. Centrifuge to remove any insoluble material. After reconstitution, aliquot and store at -20°C for a higher stability.
Storage instructions	Shipped at 4°C. Store at +4°C short term (1-2 weeks). Upon delivery aliquot. Store at -20°C long term. Avoid freeze / thaw cycle.
Storage buffer	pH: 7
Purity	Whole antiserum
Clonality	Polyclonal
Isotype	IgG

Applications

The Abpromise guarantee

Our **Abpromise guarantee** covers the use of ab228496 in the following tested applications.

The application notes include recommended starting dilutions; optimal dilutions/concentrations should be determined by the end user.

Application	Abreviews	Notes
IHC-Fr		1/2000.

Target

Function

Neuropeptide RFRP-1 acts as a potent negative regulator of gonadotropin synthesis and secretion. Neuropeptides NPSF and NPVF efficiently inhibit forskolin-induced production of cAMP, but RFRP-2 shows no inhibitory activity. Neuropeptide RFRP-1 induces secretion of prolactin in rats. Neuropeptide NPVF blocks morphine-induced analgesia.

Tissue specificity

Isoform 1 is specifically expressed in the retina. Neuropeptides RFRP-1 and NPVF are detected in the hypothalamus.

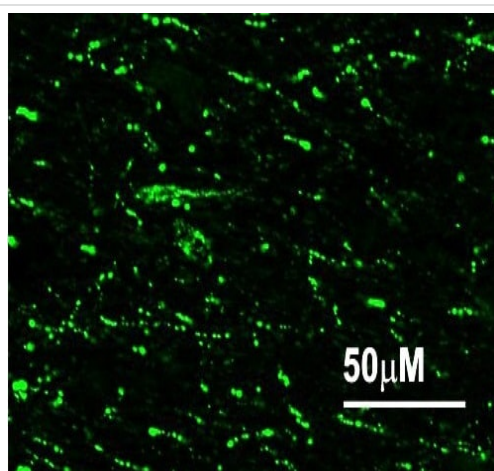
Sequence similarities

Belongs to the FARP (FMRFamide related peptide) family.

Cellular localization

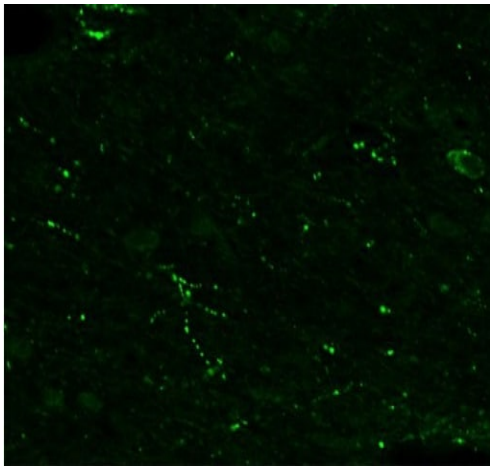
Secreted.

Images



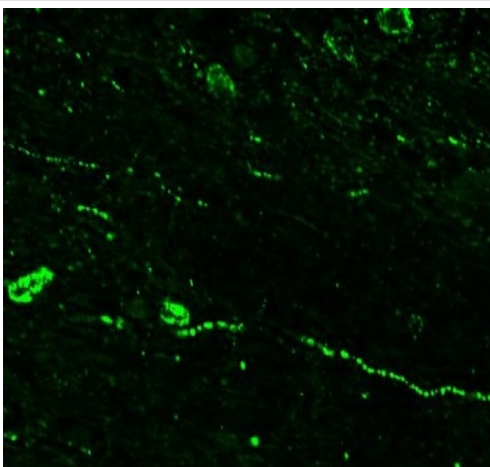
4% PFA-fixed frozen sheep hypothalamus tissue stained for RFRP (green) using ab228496 at 1/2000 dilution in immunohistochemical analysis.

Immunohistochemistry (Frozen sections) - Anti-RFRP antibody (ab228496)



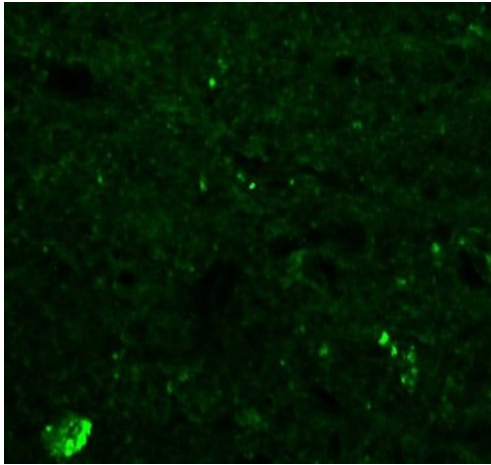
Immunohistochemistry (Frozen sections) - Anti-RFRP antibody (ab228496)

4% PFA-fixed frozen sheep hypothalamus tissue stained for RFRP (green) using ab228496 at 1/2000 dilution in immunohistochemical analysis. Staining is not affected by preadsorption with Kisspeptin.



Immunohistochemistry (Frozen sections) - Anti-RFRP antibody (ab228496)

4% PFA-fixed frozen sheep hypothalamus tissue stained for RFRP (green) using ab228496 at 1/2000 dilution in immunohistochemical analysis. Staining is not affected by preadsorption with Prolactin-releasing peptide (PrRP).



Immunohistochemistry (Frozen sections) - Anti-RFRP antibody (ab228496)

4% PFA-fixed frozen sheep hypothalamus tissue stained for RFRP (green) using ab228496 at 1/2000 dilution in immunohistochemical analysis. Staining is not affected by preadsorption with NFF peptide.

Please note: All products are "FOR RESEARCH USE ONLY. NOT FOR USE IN DIAGNOSTIC PROCEDURES"

Our Abpromise to you: Quality guaranteed and expert technical support

- Replacement or refund for products not performing as stated on the datasheet
- Valid for 12 months from date of delivery
- Response to your inquiry within 24 hours
- We provide support in Chinese, English, French, German, Japanese and Spanish
- Extensive multi-media technical resources to help you
- We investigate all quality concerns to ensure our products perform to the highest standards

If the product does not perform as described on this datasheet, we will offer a refund or replacement. For full details of the Abpromise, please visit <https://www.abcam.com/abpromise> or contact our technical team.

Terms and conditions

- Guarantee only valid for products bought direct from Abcam or one of our authorized distributors