




Product datasheet

Anti-RNF183 antibody ab197321

[2 References](#) [1 Image](#)

Overview

Product name	Anti-RNF183 antibody
Description	Rabbit polyclonal to RNF183
Host species	Rabbit
Tested applications	Suitable for: WB
Species reactivity	Reacts with: Human Predicted to work with: Mouse 
Immunogen	Recombinant fragment corresponding to Human RNF183 aa 1-200. (BC013036) Database link: Q96D59  Run BLAST with  Run BLAST with
Positive control	HepG2 cell lysate
General notes	<p>The Life Science industry has been in the grips of a reproducibility crisis for a number of years. Abcam is leading the way in addressing this with our range of recombinant monoclonal antibodies and knockout edited cell lines for gold-standard validation. Please check that this product meets your needs before purchasing.</p> <p>If you have any questions, special requirements or concerns, please send us an inquiry and/or contact our Support team ahead of purchase. Recommended alternatives for this product can be found below, along with publications, customer reviews and Q&As</p>

Properties

Form	Lyophilized:Reconstitute with 200ul distilled sterile water. Please note that if you receive this product in liquid form it has already been reconstituted as described and no further reconstitution is necessary.
Storage instructions	Shipped at 4°C. Store at +4°C short term (1-2 weeks). Upon delivery aliquot. Store at -20°C long term. Avoid freeze / thaw cycle.
Storage buffer	pH: 7.20 Preservative: 0.02% Sodium azide Constituents: 98% PBS, 1% BSA
Purity	Immunogen affinity purified
Clonality	Polyclonal
Isotype	IgG

Applications

The Abpromise guarantee Our **Abpromise guarantee** covers the use of ab197321 in the following tested applications. The application notes include recommended starting dilutions; optimal dilutions/concentrations should be determined by the end user.

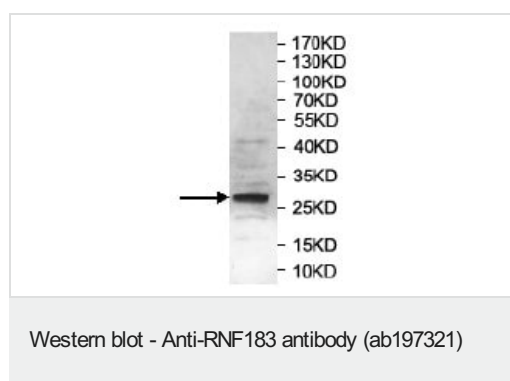
Application	Abreviews	Notes
WB		1/200 - 1/1000. Predicted molecular weight: 22 kDa.

Target

Sequence similarities Contains 1 RING-type zinc finger.

Cellular localization Membrane.

Images



Anti-RNF183 antibody (ab197321) at 1/1000 dilution + HepG2 cell lysate

Predicted band size: 22 kDa

Please note: All products are "FOR RESEARCH USE ONLY. NOT FOR USE IN DIAGNOSTIC PROCEDURES"

Our Abpromise to you: Quality guaranteed and expert technical support

- Replacement or refund for products not performing as stated on the datasheet
- Valid for 12 months from date of delivery
- Response to your inquiry within 24 hours
- We provide support in Chinese, English, French, German, Japanese and Spanish
- Extensive multi-media technical resources to help you
- We investigate all quality concerns to ensure our products perform to the highest standards

If the product does not perform as described on this datasheet, we will offer a refund or replacement. For full details of the Abpromise, please visit <https://www.abcam.com/abpromise> or contact our technical team.

Terms and conditions

- Guarantee only valid for products bought direct from Abcam or one of our authorized distributors