

Product datasheet

Anti-RRP15 antibody ab121832

5 Images

Overview

Product name	Anti-RRP15 antibody
Description	Rabbit polyclonal to RRP15
Host species	Rabbit
Tested applications	Suitable for: ICC/IF, IHC-P
Species reactivity	Reacts with: Human
Immunogen	antigen sequence: VSEENLKKT PKKKMKMVTG AVASVLEDEA TDTSDSEGSC GSEKDHFYSD DDAIEADSEG DAEPCKENE NDGESSVGTN, corresponding to amino acids 10-89 of Human RRP15 (UniProt ID: Q9Y3B9). Run BLAST with Expasy Run BLAST with NCBI
Positive control	IHC-P: Human cerebral cortex, duodenum, kidney, and endometrium tissues; ICC/IF: Human cell line U-2 OS.
General notes	<p>The Life Science industry has been in the grips of a reproducibility crisis for a number of years. Abcam is leading the way in addressing this with our range of recombinant monoclonal antibodies and knockout edited cell lines for gold-standard validation. Please check that this product meets your needs before purchasing.</p> <p>If you have any questions, special requirements or concerns, please send us an inquiry and/or contact our Support team ahead of purchase. Recommended alternatives for this product can be found below, along with publications, customer reviews and Q&As</p>

Properties

Form	Liquid
Storage instructions	Shipped at 4°C. Upon delivery aliquot and store at -20°C. Avoid repeated freeze / thaw cycles.
Storage buffer	pH: 7.20 Preservative: 0.02% Sodium azide Constituents: 59% PBS, 40% Glycerol (glycerin, glycerine)
Purity	Immunogen affinity purified
Clonality	Polyclonal
Isotype	IgG

Applications

The Abpromise guarantee

Our **Abpromise guarantee** covers the use of ab121832 in the following tested applications.

The application notes include recommended starting dilutions; optimal dilutions/concentrations should be determined by the end user.

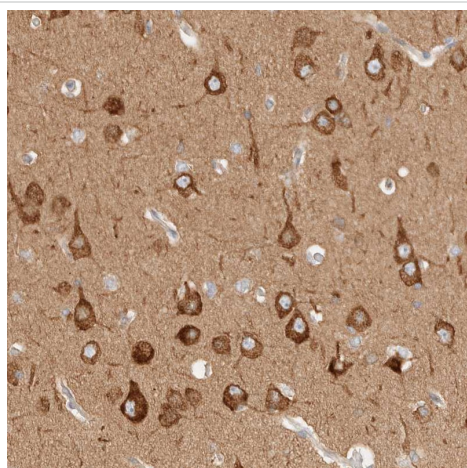
Application	Abreviews	Notes
ICC/IF		Use a concentration of 0.25 - 2 µg/ml. Fixation/Permeabilization: PFA/Triton X-100
IHC-P		1/200 - 1/500. Perform heat mediated antigen retrieval with citrate buffer pH 6 before commencing with IHC staining protocol.

Target

Sequence similarities

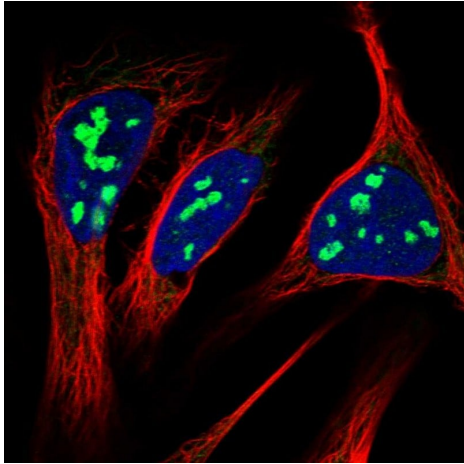
Belongs to the RRP15 family.

Images



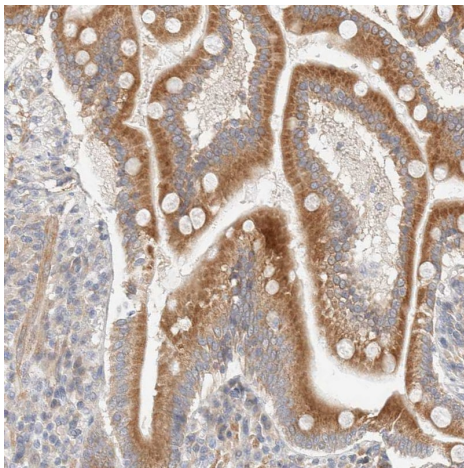
Immunohistochemistry (Formalin/PFA-fixed paraffin-embedded sections) analysis of human cerebral cortex tissue labelling RRP15 with ab121832 at 1/200 dilution. Heat mediated antigen retrieval performed with citrate buffer pH 6 before commencing with IHC staining protocol.

Immunohistochemistry (Formalin/PFA-fixed paraffin-embedded sections) - Anti-RRP15 antibody (ab121832)



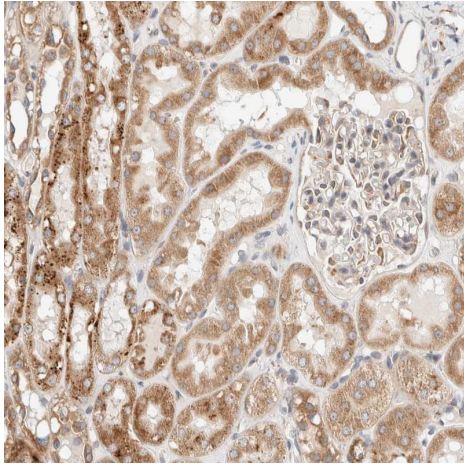
Immunocytochemistry analysis of U-2 OS (human bone osteosarcoma epithelial cell line) cells labelling RRP15 with ab121832 at 2 µg/mL.

Immunocytochemistry/ Immunofluorescence - Anti-RRP15 antibody (ab121832)



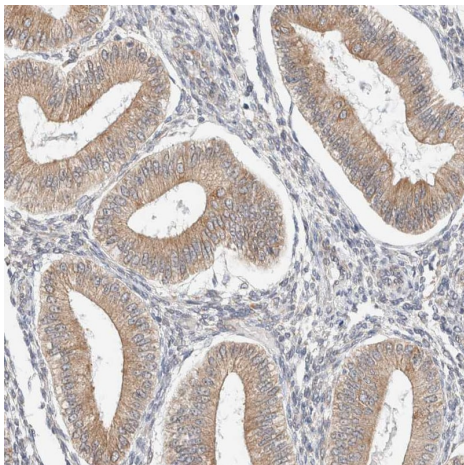
Immunohistochemistry (Formalin/PFA-fixed paraffin-embedded sections) analysis of human duodenum tissue labelling RRP15 with ab121832 at 1/200 dilution. Heat mediated antigen retrieval performed with citrate buffer pH 6 before commencing with IHC staining protocol.

Immunohistochemistry (Formalin/PFA-fixed paraffin-embedded sections) - Anti-RRP15 antibody (ab121832)



Immunohistochemistry (Formalin/PFA-fixed paraffin-embedded sections) - Anti-RRP15 antibody (ab121832)

Immunohistochemistry (Formalin/PFA-fixed paraffin-embedded sections) analysis of human kidney tissue labelling RRP15 with ab121832 at 1/200 dilution. Heat mediated antigen retrieval performed with citrate buffer pH 6 before commencing with IHC staining protocol.



Immunohistochemistry (Formalin/PFA-fixed paraffin-embedded sections) - Anti-RRP15 antibody (ab121832)

Immunohistochemistry (Formalin/PFA-fixed paraffin-embedded sections) analysis of human endometrium tissue labelling RRP15 with ab121832 at 1/200 dilution. Heat mediated antigen retrieval performed with citrate buffer pH 6 before commencing with IHC staining protocol.

Please note: All products are "FOR RESEARCH USE ONLY. NOT FOR USE IN DIAGNOSTIC PROCEDURES"

Our Abpromise to you: Quality guaranteed and expert technical support

- Replacement or refund for products not performing as stated on the datasheet
- Valid for 12 months from date of delivery
- Response to your inquiry within 24 hours
- We provide support in Chinese, English, French, German, Japanese and Spanish

- Extensive multi-media technical resources to help you
- We investigate all quality concerns to ensure our products perform to the highest standards

If the product does not perform as described on this datasheet, we will offer a refund or replacement. For full details of the Abpromise, please visit <https://www.abcam.com/abpromise> or contact our technical team.

Terms and conditions

- Guarantee only valid for products bought direct from Abcam or one of our authorized distributors