

Product datasheet

Anti-SEMA4C/SEMAI antibody ab121334

[4 Images](#)

Overview

Product name	Anti-SEMA4C/SEMAI antibody
Description	Rabbit polyclonal to SEMA4C/SEMAI
Host species	Rabbit
Tested applications	Suitable for: IHC-P
Species reactivity	Reacts with: Human
Immunogen	Recombinant fragment corresponding to Human SEMA4C/SEMAI aa 172-294.
Positive control	IHC-P: Human placenta, prostate and duodenum tissues.
General notes	<p>The Life Science industry has been in the grips of a reproducibility crisis for a number of years. Abcam is leading the way in addressing this with our range of recombinant monoclonal antibodies and knockout edited cell lines for gold-standard validation. Please check that this product meets your needs before purchasing.</p> <p>If you have any questions, special requirements or concerns, please send us an inquiry and/or contact our Support team ahead of purchase. Recommended alternatives for this product can be found below, along with publications, customer reviews and Q&As</p>

Properties

Form	Liquid
Storage instructions	Shipped at 4°C. Upon delivery aliquot and store at -20°C. Avoid repeated freeze / thaw cycles.
Storage buffer	pH: 7.20 Preservative: 0.02% Sodium azide Constituents: 59% PBS, 40% Glycerol (glycerin, glycerine)
Purity	Immunogen affinity purified
Clonality	Polyclonal
Isotype	IgG

Applications

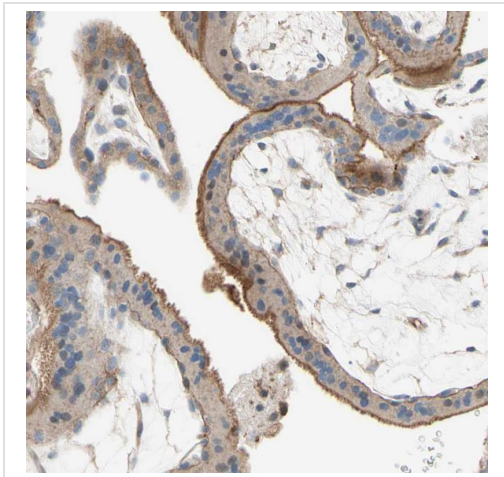
The Abpromise guarantee Our **Abpromise guarantee** covers the use of ab121334 in the following tested applications. The application notes include recommended starting dilutions; optimal dilutions/concentrations should be determined by the end user.

Application	Abreviews	Notes
IHC-P		1/200 - 1/500. Perform heat mediated antigen retrieval with citrate buffer pH 6 before commencing with IHC staining protocol.

Target

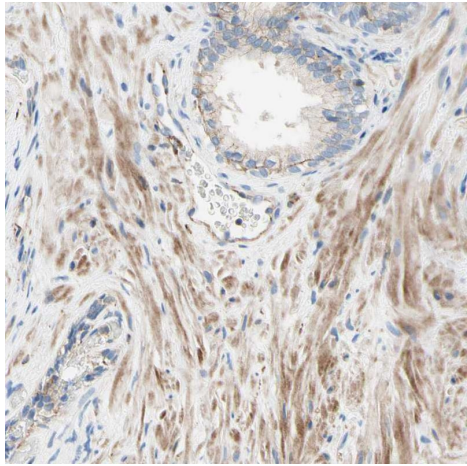
Function	Probable signaling receptor which may play a role in myogenic differentiation through activation of the stress-activated MAPK cascade.
Sequence similarities	Belongs to the semaphorin family. Contains 1 Ig-like C2-type (immunoglobulin-like) domain. Contains 1 PSI domain. Contains 1 Sema domain.
Cellular localization	Cell junction > synapse > postsynaptic cell membrane > postsynaptic density. Cytoplasmic vesicle > secretory vesicle > synaptic vesicle membrane.

Images



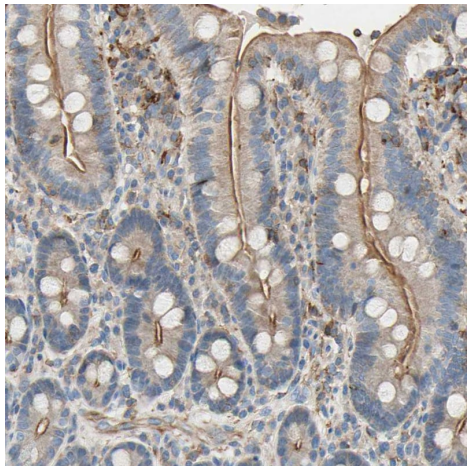
Immunohistochemical analysis of human placenta tissue labeling SEMA4C/SEMAI with ab121334 at 1/500 dilution.

Immunohistochemistry (Formalin/PFA-fixed paraffin-embedded sections) - Anti-SEMA4C/SEMAI antibody (ab121334)



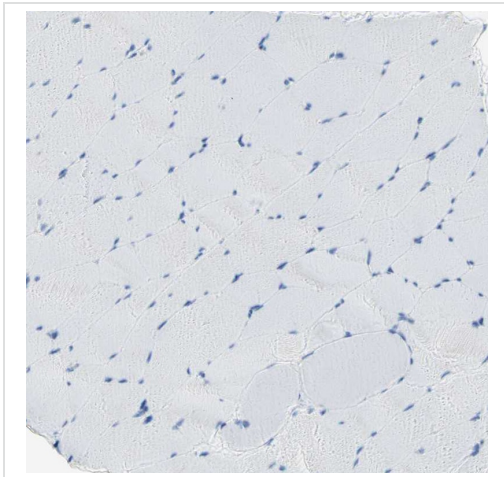
Immunohistochemical analysis of human prostate tissue labeling SEMA4C/SEMAI with ab121334 at 1/500 dilution.

Immunohistochemistry (Formalin/PFA-fixed paraffin-embedded sections) - Anti-SEMA4C/SEMAI antibody (ab121334)



Immunohistochemical analysis of human duodenum tissue labeling SEMA4C/SEMAI with ab121334 at 1/500 dilution.

Immunohistochemistry (Formalin/PFA-fixed paraffin-embedded sections) - Anti-SEMA4C/SEMAI antibody (ab121334)



Immunohistochemical analysis of human skeletal muscle tissue labeling SEMA4C/SEMAI with ab121334 at 1/500 dilution.

Immunohistochemistry (Formalin/PFA-fixed paraffin-embedded sections) - Anti-SEMA4C/SEMAI antibody (ab121334)

Please note: All products are "FOR RESEARCH USE ONLY. NOT FOR USE IN DIAGNOSTIC PROCEDURES"

Our Abpromise to you: Quality guaranteed and expert technical support

- Replacement or refund for products not performing as stated on the datasheet
- Valid for 12 months from date of delivery
- Response to your inquiry within 24 hours
- We provide support in Chinese, English, French, German, Japanese and Spanish
- Extensive multi-media technical resources to help you
- We investigate all quality concerns to ensure our products perform to the highest standards

If the product does not perform as described on this datasheet, we will offer a refund or replacement. For full details of the Abpromise, please visit <https://www.abcam.com/abpromise> or contact our technical team.

Terms and conditions

- Guarantee only valid for products bought direct from Abcam or one of our authorized distributors