


## Product datasheet

# Anti-SPF45 antibody ab114968

[1 References](#) [3 Images](#)

### Overview

---

<b>Product name</b>	Anti-SPF45 antibody
<b>Description</b>	Rabbit polyclonal to SPF45
<b>Host species</b>	Rabbit
<b>Tested applications</b>	<b>Suitable for:</b> IP, IHC-P
<b>Species reactivity</b>	<b>Reacts with:</b> Mouse, Human <b>Predicted to work with:</b> Rat, Guinea pig, Cow, Dog, Pig, Xenopus laevis, Chimpanzee, Rhesus monkey, Orangutan 
<b>Immunogen</b>	Synthetic peptide corresponding to Human SPF45 aa 25-75. Database link: <a href="#">NP_116294.1</a>
<b>Positive control</b>	WB: HeLa whole cell lysate. IHC-P: Human ovarian carcinoma tissue, mouse plasmacytoma.
<b>General notes</b>	<p>The Life Science industry has been in the grips of a reproducibility crisis for a number of years. Abcam is leading the way in addressing this with our range of recombinant monoclonal antibodies and knockout edited cell lines for gold-standard validation. Please check that this product meets your needs before purchasing.</p> <p>If you have any questions, special requirements or concerns, please send us an inquiry and/or contact our Support team ahead of purchase. Recommended alternatives for this product can be found below, along with publications, customer reviews and Q&amp;As</p>

### Properties

---

<b>Form</b>	Liquid
<b>Storage instructions</b>	Shipped at 4°C. Upon delivery aliquot and store at -20°C. Avoid freeze / thaw cycles.
<b>Storage buffer</b>	pH: 7 Preservative: 0.09% Sodium azide Constituent: 99% Tris citrate/phosphate  pH 7 to 8.
<b>Purity</b>	Immunogen affinity purified
<b>Clonality</b>	Polyclonal
<b>Isotype</b>	IgG

## Applications

**The Abpromise guarantee** Our **Abpromise guarantee** covers the use of ab114968 in the following tested applications. The application notes include recommended starting dilutions; optimal dilutions/concentrations should be determined by the end user.

Application	Abreviews	Notes
IP		Use at 2-5 µg/mg of lysate.
IHC-P		1/500 - 1/2000. Perform heat mediated antigen retrieval with citrate buffer pH 6 before commencing with IHC staining protocol.

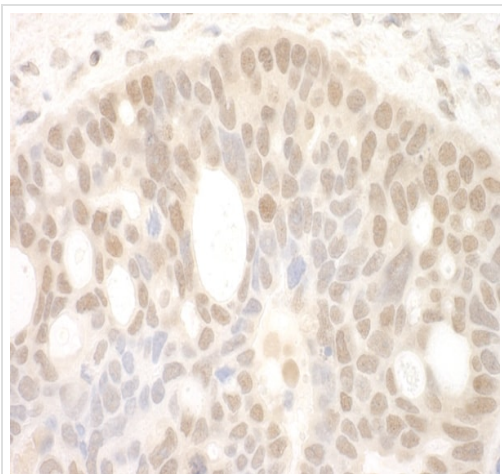
## Target

**Function** Splice factor that binds to the single stranded 3'AG at the exon/intron border and promotes its utilization in the second catalytic step. Involved in the regulation of alternative splicing and the utilization of cryptic splice sites. Promotes the utilization of a cryptic splice site created by the beta-110 mutation in the HBB gene. The resulting frameshift leads to sickle cell anemia.

**Sequence similarities** Contains 1 G-patch domain.  
Contains 1 RRM (RNA recognition motif) domain.

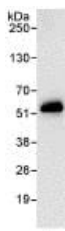
**Cellular localization** Nucleus.

## Images



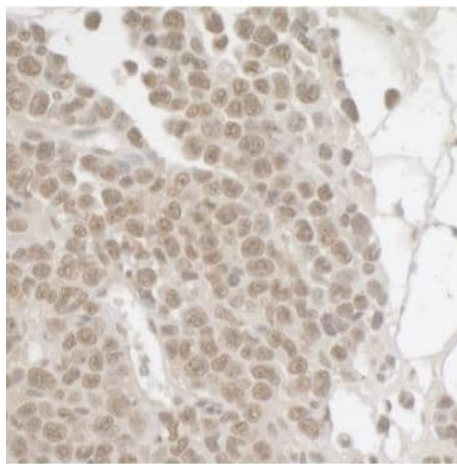
Immunohistochemistry (Formalin/PFA-fixed paraffin-embedded sections) analysis of human ovarian carcinoma tissue labelling SPF45 with ab114968 at 1/1000 (1 µg/ml). Detection: DAB.

Immunohistochemistry (Formalin/PFA-fixed paraffin-embedded sections) - Anti-SPF45 antibody (ab114968)



Immunoprecipitation - Anti-SPF45 antibody  
(ab114968)

Detection of SPF45 by Western Blot of Immunoprecipitate.  
anti-SPF45 at 0.4µg/ml staining SPF45 in HeLa whole cell lysate immunoprecipitated using ab114968 at 3µg/mg lysate (1 mg/IP; 20% of IP loaded/lane).  
Detection: Chemiluminescence with exposure time of 10 seconds.



Immunohistochemistry (Formalin/PFA-fixed paraffin-embedded sections) - Anti-SPF45 antibody  
(ab114968)

Immunohistochemistry (Formalin/PFA-fixed paraffin-embedded sections) analysis of mouse plasmacytoma tissue labelling SPF45 with ab114968 at 1/500 (2µg/ml). Detection: DAB.

**Please note:** All products are "FOR RESEARCH USE ONLY. NOT FOR USE IN DIAGNOSTIC PROCEDURES"

### Our Abpromise to you: Quality guaranteed and expert technical support

- Replacement or refund for products not performing as stated on the datasheet
- Valid for 12 months from date of delivery
- Response to your inquiry within 24 hours
- We provide support in Chinese, English, French, German, Japanese and Spanish
- Extensive multi-media technical resources to help you
- We investigate all quality concerns to ensure our products perform to the highest standards

If the product does not perform as described on this datasheet, we will offer a refund or replacement. For full details of the Abpromise, please visit <https://www.abcam.com/abpromise> or contact our technical team.

## Terms and conditions

---

- Guarantee only valid for products bought direct from Abcam or one of our authorized distributors