


Product datasheet

Anti-SRD5A1 antibody ab110123

★★★★★ [5 Abreviews](#) [7 References](#) [3 Images](#)

Overview

Product name	Anti-SRD5A1 antibody
Description	Goat polyclonal to SRD5A1
Host species	Goat
Tested applications	Suitable for: ICC/IF, IHC-P Unsuitable for: WB
Species reactivity	Reacts with: Rat, Human Predicted to work with: Mouse, Cow, Dog 
Immunogen	Synthetic peptide corresponding to Human SRD5A1 aa 150-250 (internal sequence). Database link: P18405 Run BLAST with Run BLAST with

General notes

The Life Science industry has been in the grips of a reproducibility crisis for a number of years. Abcam is leading the way in addressing this with our range of recombinant monoclonal antibodies and knockout edited cell lines for gold-standard validation. Please check that this product meets your needs before purchasing.

If you have any questions, special requirements or concerns, please send us an inquiry and/or contact our Support team ahead of purchase. Recommended alternatives for this product can be found below, along with publications, customer reviews and Q&As

Properties

Form	Liquid
Storage instructions	Shipped at 4°C. Store at +4°C short term (1-2 weeks). Upon delivery aliquot. Store at -20°C long term.
Storage buffer	pH: 7.30 Preservative: 0.02% Sodium azide Constituents: Tris buffered saline, 0.5% BSA
Purity	Immunogen affinity purified
Clonality	Polyclonal
Isotype	IgG

Applications

The Abpromise guarantee

Our **Abpromise guarantee** covers the use of ab110123 in the following tested applications.

The application notes include recommended starting dilutions; optimal dilutions/concentrations should be determined by the end user.

Application	Abreviews	Notes
ICC/IF	★★★★☆ (3)	Use at an assay dependent concentration.
IHC-P	★★★★★ (1)	Use a concentration of 3.75 µg/ml. ab110123 was validated for use in Immunohistochemistry on a panel of 21 formalin fixed, paraffin embedded Human tissues after heat induced antigen retrieval in pH 6.0 citrate buffer. After incubation with the primary antibody, slides were incubated with a biotinylated Goat IgG secondary antibody, followed by alkaline phosphatase-streptavidin and chromogen. The stained slides were evaluated

Application notes

Is unsuitable for WB.

Target

Function

Converts testosterone into 5-alpha-dihydrotestosterone and progesterone or corticosterone into their corresponding 5-alpha-3-oxosteroids. It plays a central role in sexual differentiation and androgen physiology.

Tissue specificity

Liver and prostate (at a low level).

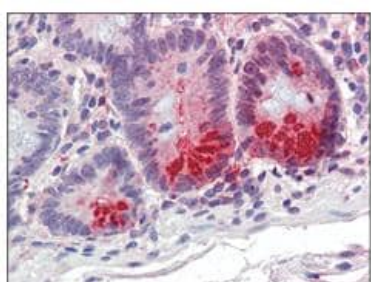
Sequence similarities

Belongs to the steroid 5-alpha reductase family.

Cellular localization

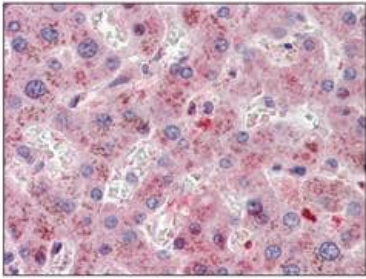
Microsome membrane. Endoplasmic reticulum membrane.

Images



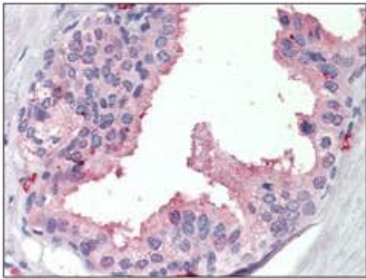
Immunohistochemical analysis of SRD5A1 expression in formalin fixed, paraffin embedded Human small intestine, using ab110123 at 3.75 µg/ml.

Immunohistochemistry (Formalin/PFA-fixed paraffin-embedded sections) - Anti-SRD5A1 antibody (ab110123)



Immunohistochemistry (Formalin/PFA-fixed paraffin-embedded sections) - Anti-SRD5A1 antibody (ab110123)

Immunohistochemical analysis of SRD5A1 expression in formalin fixed, paraffin embedded Human liver, using ab110123 at 3.75 µg/ml.



Immunohistochemistry (Formalin/PFA-fixed paraffin-embedded sections) - Anti-SRD5A1 antibody (ab110123)

Immunohistochemical analysis of SRD5A1 expression in formalin fixed, paraffin embedded Human prostate, using ab110123 at 3.75 µg/ml.

Please note: All products are "FOR RESEARCH USE ONLY. NOT FOR USE IN DIAGNOSTIC PROCEDURES"

Our Abpromise to you: Quality guaranteed and expert technical support

- Replacement or refund for products not performing as stated on the datasheet
- Valid for 12 months from date of delivery
- Response to your inquiry within 24 hours

- We provide support in Chinese, English, French, German, Japanese and Spanish
- Extensive multi-media technical resources to help you
- We investigate all quality concerns to ensure our products perform to the highest standards

If the product does not perform as described on this datasheet, we will offer a refund or replacement. For full details of the Abpromise, please visit <https://www.abcam.com/abpromise> or contact our technical team.

Terms and conditions

- Guarantee only valid for products bought direct from Abcam or one of our authorized distributors