


## Product datasheet

### Anti-T Plastin/PLS3 antibody ab137585

★★★★★ [3 Abreviews](#) [7 References](#) [3 Images](#)

#### Overview

<b>Product name</b>	Anti-T Plastin/PLS3 antibody
<b>Description</b>	Rabbit polyclonal to T Plastin/PLS3
<b>Host species</b>	Rabbit
<b>Specificity</b>	ab137585 may also detect Plastin L as the sequence shows 82% identity.
<b>Tested applications</b>	<b>Suitable for:</b> WB, ICC/IF
<b>Species reactivity</b>	<b>Reacts with:</b> Mouse, Human <b>Predicted to work with:</b> Rat, Xenopus laevis, Zebrafish, Xenopus tropicalis 
<b>Immunogen</b>	Recombinant fragment corresponding to Human T Plastin/PLS3 aa 66-371. Database link: <a href="#">P13797</a>
<b>General notes</b>	<p>The Life Science industry has been in the grips of a reproducibility crisis for a number of years. Abcam is leading the way in addressing this with our range of recombinant monoclonal antibodies and knockout edited cell lines for gold-standard validation. Please check that this product meets your needs before purchasing.</p> <p>If you have any questions, special requirements or concerns, please send us an inquiry and/or contact our Support team ahead of purchase. Recommended alternatives for this product can be found below, along with publications, customer reviews and Q&amp;As</p>

#### Properties

<b>Form</b>	Liquid
<b>Storage instructions</b>	Shipped at 4°C. Upon delivery aliquot and store at -20°C. Avoid freeze / thaw cycles.
<b>Storage buffer</b>	pH: 7.00 Preservative: 0.025% Proclin 300 Constituents: 78% PBS, 1% BSA, 20% Glycerol (glycerin, glycerine)
<b>Purity</b>	Immunogen affinity purified
<b>Clonality</b>	Polyclonal
<b>Isotype</b>	IgG

#### Applications

## The Abpromise guarantee

Our **Abpromise guarantee** covers the use of ab137585 in the following tested applications.

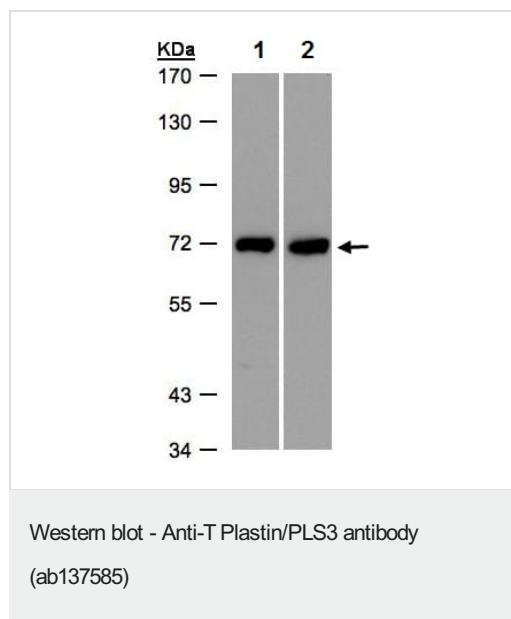
The application notes include recommended starting dilutions; optimal dilutions/concentrations should be determined by the end user.

Application	Abreviews	Notes
WB	★★★★★ (2)	1/500 - 1/3000. Predicted molecular weight: 71 kDa.
ICC/IF		1/100 - 1/1000.

## Target

<b>Function</b>	Actin-bundling protein found in intestinal microvilli, hair cell stereocilia, and fibroblast filopodia.
<b>Tissue specificity</b>	Expressed in a variety of organs, including muscle, brain, uterus and esophagus.
<b>Sequence similarities</b>	Contains 2 actin-binding domains. Contains 4 CH (calponin-homology) domains. Contains 2 EF-hand domains.
<b>Post-translational modifications</b>	Phosphorylated upon DNA damage, probably by ATM or ATR.
<b>Cellular localization</b>	Cytoplasm.

## Images



**All lanes :** Anti-T Plastin/PLS3 antibody (ab137585) at 1/500 dilution

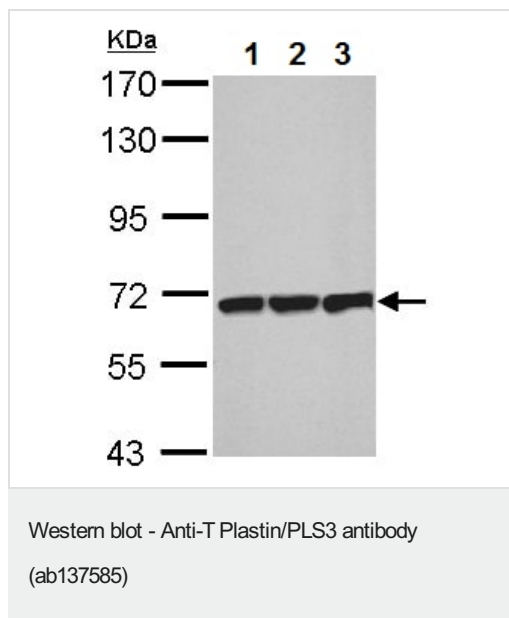
**Lane 1 :** HeLa S3 whole cell lysate

**Lane 2 :** Raji whole cell lysate

Lysates/proteins at 30 µg per lane.

**Predicted band size:** 71 kDa

7.5% SDS PAGE



**All lanes :** Anti-T Plastin/PLS3 antibody (ab137585) at 1/1000 dilution

**Lane 1 :** NIH-3T3 whole cell lysate

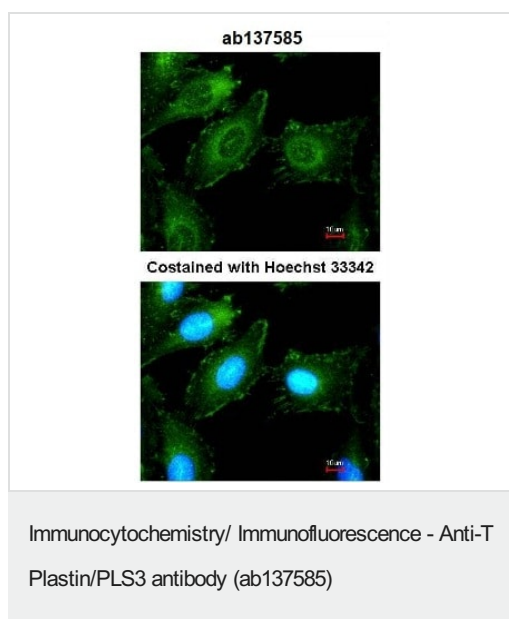
**Lane 2 :** JC whole cell lysate

**Lane 3 :** BCL-1 whole cell lysate

Lysates/proteins at 30 µg per lane.

**Predicted band size:** 71 kDa

7.5% SDS PAGE



Immunofluorescence analysis of methanol-fixed HeLa cells labelling T Plastin/PLS3 with ab137585 at 1/200 dilution.

**Please note:** All products are "FOR RESEARCH USE ONLY. NOT FOR USE IN DIAGNOSTIC PROCEDURES"

### Our Abpromise to you: Quality guaranteed and expert technical support

- Replacement or refund for products not performing as stated on the datasheet
- Valid for 12 months from date of delivery
- Response to your inquiry within 24 hours

- We provide support in Chinese, English, French, German, Japanese and Spanish
- Extensive multi-media technical resources to help you
- We investigate all quality concerns to ensure our products perform to the highest standards

If the product does not perform as described on this datasheet, we will offer a refund or replacement. For full details of the Abpromise, please visit <https://www.abcam.com/abpromise> or contact our technical team.

#### **Terms and conditions**

---

- Guarantee only valid for products bought direct from Abcam or one of our authorized distributors