


## Product datasheet

# Anti-tag-72 antibody [B72.3 + CC49] ab199002

[2 References](#) [2 Images](#)

### Overview

<b>Product name</b>	Anti-tag-72 antibody [B72.3 + CC49]
<b>Description</b>	Mouse monoclonal [B72.3 + CC49] to tag-72
<b>Host species</b>	Mouse
<b>Specificity</b>	Recognizes an oncofetal antigen of 220kDa, identified as a tumor-associated glycoprotein (TAG-72) with properties of a mucin. This MAb defines the mucin-carried sialylated-Tn epitope. TAG-72 is usually expressed by adenocarcinomas, but is negative in mesotheliomas.
<b>Tested applications</b>	<b>Suitable for:</b> IHC-P, ICC/IF, Flow Cyt
<b>Species reactivity</b>	<b>Reacts with:</b> Rat, Cow, Dog, Human <b>Predicted to work with:</b> Caenorhabditis elegans 
<b>Immunogen</b>	Other Immunogen Type corresponding to Human tag-72. Membrane-enriched fraction of a human breast carcinoma liver metastasis [B72.3]; Purified TAG-72 protein [CC49].
<b>Positive control</b>	IHC-P: Human prostate and ovarian carcinoma tissue.
<b>General notes</b>	Both antibodies (B72.3 + CC49) are mouse IgG1 kappa.  The Life Science industry has been in the grips of a reproducibility crisis for a number of years. Abcam is leading the way in addressing this with our range of recombinant monoclonal antibodies and knockout edited cell lines for gold-standard validation. Please check that this product meets your needs before purchasing.  If you have any questions, special requirements or concerns, please send us an inquiry and/or contact our Support team ahead of purchase. Recommended alternatives for this product can be found below, along with publications, customer reviews and Q&As  Please note that this antibody is an oligoclonal antibody. It is a cocktail of monoclonal antibodies that have been carefully selected. Oligoclonal antibodies have not only the specificity and batch-to-batch consistency of a monoclonal antibody, but also have the advantage of the sensitivity of a polyclonal antibody due to their ability to recognize multiple epitopes on an antigen.

### Properties

<b>Form</b>	Liquid
<b>Storage instructions</b>	Shipped at 4°C. Store at +4°C short term (1-2 weeks). Upon delivery aliquot. Store at -20°C long term. Avoid freeze / thaw cycle.

<b>Storage buffer</b>	pH: 7.2 Preservative: 0.05% Sodium azide Constituents: 99% PBS, 0.05% BSA
<b>Purity</b>	Protein G purified
<b>Clonality</b>	Monoclonal
<b>Clone number</b>	B72.3 + CC49
<b>Isotype</b>	IgG1
<b>Light chain type</b>	kappa

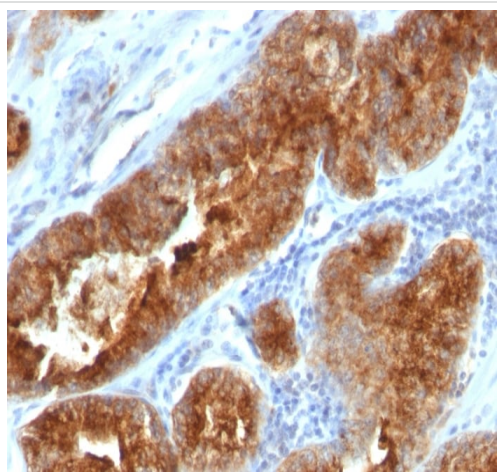
## Applications

**The Abpromise guarantee** Our **Abpromise guarantee** covers the use of ab199002 in the following tested applications. The application notes include recommended starting dilutions; optimal dilutions/concentrations should be determined by the end user.

Application	Abreviews	Notes
<b>IHC-P</b>		Use a concentration of 1 - 2 µg/ml. Staining of formalin-fixed tissues requires heating tissue sections in 10mM Tris with 1mM EDTA, pH 9.0, for 45 min at 95°C followed by cooling at RT for 20 minutes
<b>ICC/IF</b>		Use a concentration of 1 - 2 µg/ml.
<b>Flow Cyt</b>		Use 1-2µg for 10 <sup>6</sup> cells.

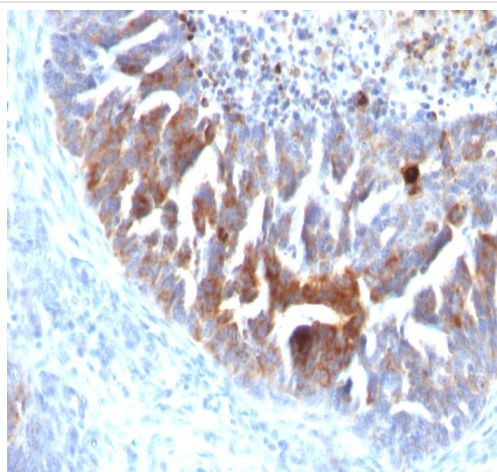
## Target

## Images



Immunohistochemistry (Formalin/PFA-fixed paraffin-embedded sections) - Anti-tag-72 antibody [B72.3 + CC49] (ab199002)

Immunohistochemical analysis of formalin-fixed, paraffin-embedded human prostate carcinoma tissue labeling tag-72 with ab199002 at 2 ug/ml.



Immunohistochemistry (Formalin/PFA-fixed paraffin-embedded sections) - Anti-tag-72 antibody [B72.3 + CC49] (ab199002)

Immunohistochemical analysis of formalin-fixed, paraffin-embedded human prostate carcinoma tissue labeling tag-72 with ab199002 at 2 ug/ml.

**Please note:** All products are "FOR RESEARCH USE ONLY. NOT FOR USE IN DIAGNOSTIC PROCEDURES"

### Our Abpromise to you: Quality guaranteed and expert technical support

- Replacement or refund for products not performing as stated on the datasheet
- Valid for 12 months from date of delivery
- Response to your inquiry within 24 hours
- We provide support in Chinese, English, French, German, Japanese and Spanish
- Extensive multi-media technical resources to help you
- We investigate all quality concerns to ensure our products perform to the highest standards

If the product does not perform as described on this datasheet, we will offer a refund or replacement. For full details of the Abpromise,

please visit <https://www.abcam.com/abpromise> or contact our technical team.

#### **Terms and conditions**

---

- Guarantee only valid for products bought direct from Abcam or one of our authorized distributors