

## Product datasheet

### Anti-TDU antibody ab247034

4 Images

#### Overview

---

<b>Product name</b>	Anti-TDU antibody
<b>Description</b>	Rabbit polyclonal to TDU
<b>Host species</b>	Rabbit
<b>Tested applications</b>	<b>Suitable for:</b> IHC-P
<b>Species reactivity</b>	<b>Reacts with:</b> Human
<b>Immunogen</b>	Recombinant fragment corresponding to Human TDU aa 1-200. Database link: <a href="#">Q99990</a> <a href="#">Run BLAST with</a> <a href="#">Run BLAST with</a>
<b>Positive control</b>	IHC-P: Human placenta tissue.
<b>General notes</b>	<p>The Life Science industry has been in the grips of a reproducibility crisis for a number of years. Abcam is leading the way in addressing this with our range of recombinant monoclonal antibodies and knockout edited cell lines for gold-standard validation. Please check that this product meets your needs before purchasing.</p> <p>If you have any questions, special requirements or concerns, please send us an inquiry and/or contact our Support team ahead of purchase. Recommended alternatives for this product can be found below, along with publications, customer reviews and Q&amp;As</p>

#### Properties

---

<b>Form</b>	Liquid
<b>Storage instructions</b>	Shipped at 4°C. Store at +4°C short term (1-2 weeks). Upon delivery aliquot. Store at -20°C long term. Avoid freeze / thaw cycle.
<b>Storage buffer</b>	pH: 7.20 Preservative: 0.02% Sodium azide Constituents: 40% Glycerol (glycerin, glycerine), PBS
<b>Purity</b>	Immunogen affinity purified
<b>Clonality</b>	Polyclonal
<b>Isotype</b>	IgG

#### Applications

---

## The Abpromise guarantee

Our **Abpromise guarantee** covers the use of ab247034 in the following tested applications.

The application notes include recommended starting dilutions; optimal dilutions/concentrations should be determined by the end user.

Application	Abreviews	Notes
IHC-P		1/1000 - 1/2500. Perform heat mediated antigen retrieval with citrate buffer pH 6 before commencing with IHC staining protocol.

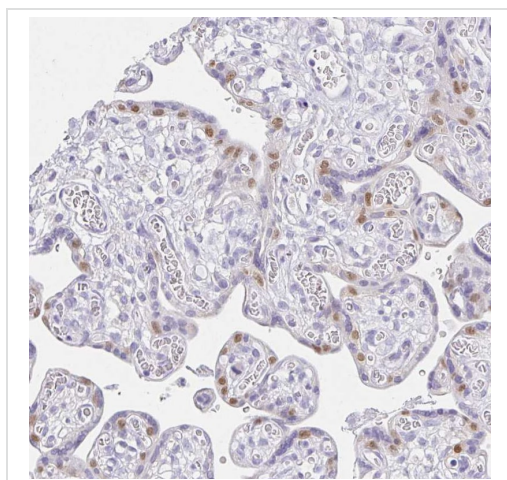
## Target

**Function** May act as a specific coactivator for the mammalian TEFs.

**Sequence similarities** Belongs to the vestigial family.

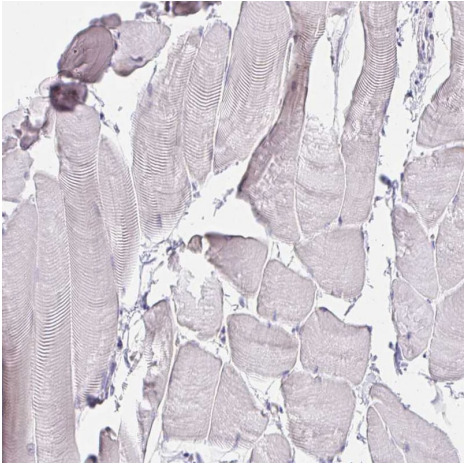
**Cellular localization** Nucleus.

## Images



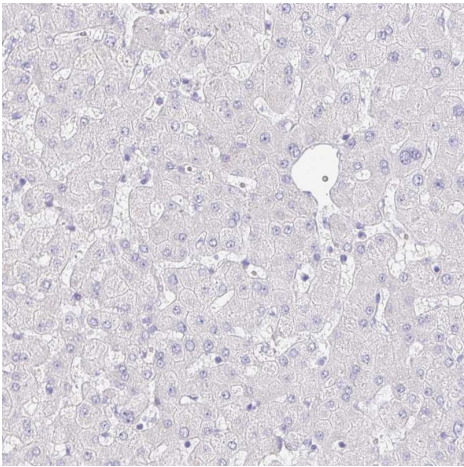
Formalin-fixed, paraffin-embedded human placenta tissue stained for TDU with ab247034 at a 1/1000 dilution in immunohistochemical analysis.

Immunohistochemistry (Formalin/PFA-fixed paraffin-embedded sections) - Anti-TDU antibody (ab247034)



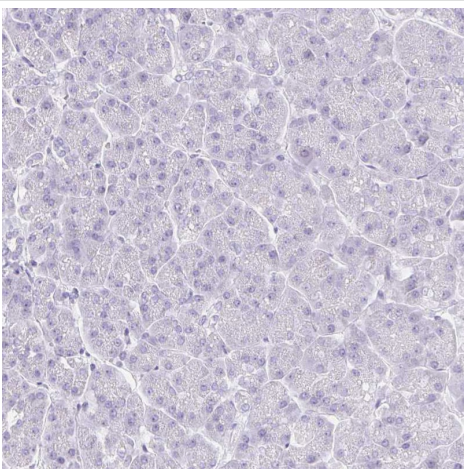
Immunohistochemistry (Formalin/PFA-fixed paraffin-embedded sections) - Anti-TDU antibody (ab247034)

Formalin-fixed, paraffin-embedded human skeletal muscle tissue shows absence of immunoreactivity for TDU when incubated with ab247034 at a 1/1000 dilution (negative control).



Immunohistochemistry (Formalin/PFA-fixed paraffin-embedded sections) - Anti-TDU antibody (ab247034)

Formalin-fixed, paraffin-embedded liver pancreas tissue shows absence of immunoreactivity for VGLL1 when incubated with ab247034 at a 1/1000 dilution (negative control).



Immunohistochemistry (Formalin/PFA-fixed paraffin-embedded sections) - Anti-TDU antibody (ab247034)

Formalin-fixed, paraffin-embedded human pancreas tissue shows absence of immunoreactivity for VGLL1 when incubated with ab247034 at a 1/1000 dilution (negative control).

**Please note:** All products are "FOR RESEARCH USE ONLY. NOT FOR USE IN DIAGNOSTIC PROCEDURES"

### **Our Abpromise to you: Quality guaranteed and expert technical support**

---

- Replacement or refund for products not performing as stated on the datasheet
- Valid for 12 months from date of delivery
- Response to your inquiry within 24 hours
  
- We provide support in Chinese, English, French, German, Japanese and Spanish
- Extensive multi-media technical resources to help you
- We investigate all quality concerns to ensure our products perform to the highest standards

If the product does not perform as described on this datasheet, we will offer a refund or replacement. For full details of the Abpromise, please visit <https://www.abcam.com/abpromise> or contact our technical team.

### **Terms and conditions**

---

- Guarantee only valid for products bought direct from Abcam or one of our authorized distributors