



Product datasheet

Anti-Tpit antibody [CL6251] ab243028

[5 References](#) [2 Images](#)

Overview

Product name	Anti-Tpit antibody [CL6251]
Description	Mouse monoclonal [CL6251] to Tpit
Host species	Mouse
Tested applications	Suitable for: IHC-P
Species reactivity	Reacts with: Human
Immunogen	Recombinant fragment corresponding to Human Tpit aa 350 to the C-terminus. Database link: O60806  Run BLAST with  Run BLAST with
Epitope	Binds to an epitope located within the peptide sequence VLGEPSLTSLIAVSTW as determined by overlapping synthetic peptides
Positive control	IHC-P: Human pituitary gland tissue.
General notes	<p>The Life Science industry has been in the grips of a reproducibility crisis for a number of years. Abcam is leading the way in addressing this with our range of recombinant monoclonal antibodies and knockout edited cell lines for gold-standard validation. Please check that this product meets your needs before purchasing.</p> <p>If you have any questions, special requirements or concerns, please send us an inquiry and/or contact our Support team ahead of purchase. Recommended alternatives for this product can be found below, along with publications, customer reviews and Q&As</p>

Properties

Form	Liquid
Storage instructions	Shipped at 4°C. Store at +4°C short term (1-2 weeks). Upon delivery aliquot. Store at -20°C long term. Avoid freeze / thaw cycle.
Storage buffer	pH: 7.20 Preservative: 0.02% Sodium azide Constituents: 40% Glycerol (glycerin, glycerine), PBS
Purity	Protein A purified
Purification notes	Purified from TCS.
Clonality	Monoclonal

Clone number CL6251
Isotype IgG1

Applications

The Abpromise guarantee Our **Abpromise guarantee** covers the use of ab243028 in the following tested applications.
The application notes include recommended starting dilutions; optimal dilutions/concentrations should be determined by the end user.

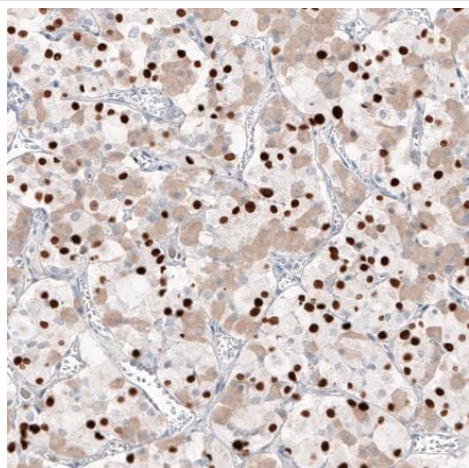
Application	Abreviews	Notes
IHC-P		1/1000 - 1/2500. Perform heat mediated antigen retrieval with citrate buffer pH 6 before commencing with IHC staining protocol.

Target

Relevance Tpit (TBX19, T box 19) is a highly cell-restricted transcription factor belonging to the T-Box family. T box 19 is required for pro-opiomelanocortin (POMC) gene expression and differentiation of corticotroph and melanotroph cells. Tpit gene mutations have been shown to be directly correlated to pituitary adrenocorticotropin (ACTH) deficiencies. Tpit functions as a transcriptional activator by recruiting the p160 family of coactivators.

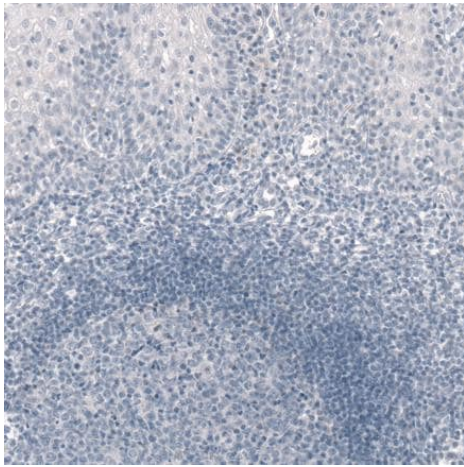
Cellular localization Nuclear

Images



Formalin-fixed, paraffin-embedded human pituitary gland tissue stained for Tpit with ab243028 at a 1:1000 dilution in immunohistochemical analysis.

Immunohistochemistry (Formalin/PFA-fixed paraffin-embedded sections) - Anti-Tpit antibody [CL6251] (ab243028)



Immunohistochemistry (Formalin/PFA-fixed paraffin-embedded sections) - Anti-Tp1t antibody [CL6251] (ab243028)

Negative control - Formalin-fixed, paraffin-embedded human tonsil tissue stained for Tp1t with ab243028 at a 1:1000 dilution in immunohistochemical analysis.

Please note: All products are "FOR RESEARCH USE ONLY. NOT FOR USE IN DIAGNOSTIC PROCEDURES"

Our Abpromise to you: Quality guaranteed and expert technical support

- Replacement or refund for products not performing as stated on the datasheet
- Valid for 12 months from date of delivery
- Response to your inquiry within 24 hours
- We provide support in Chinese, English, French, German, Japanese and Spanish
- Extensive multi-media technical resources to help you
- We investigate all quality concerns to ensure our products perform to the highest standards

If the product does not perform as described on this datasheet, we will offer a refund or replacement. For full details of the Abpromise, please visit <https://www.abcam.com/abpromise> or contact our technical team.

Terms and conditions

- Guarantee only valid for products bought direct from Abcam or one of our authorized distributors