

Product datasheet

Anti-Triadin antibody ab247008

3 Images

Overview

Product name	Anti-Triadin antibody
Description	Rabbit polyclonal to Triadin
Host species	Rabbit
Tested applications	Suitable for: IHC-P, ICC/IF
Species reactivity	Reacts with: Human
Immunogen	Recombinant fragment corresponding to Human Triadin aa 600-750. Database link: Q13061 Run BLAST with Run BLAST with
Positive control	IHC-P: Human skeletal muscle tissue. ICC/IF: A431 cells.
General notes	<p>The Life Science industry has been in the grips of a reproducibility crisis for a number of years. Abcam is leading the way in addressing this with our range of recombinant monoclonal antibodies and knockout edited cell lines for gold-standard validation. Please check that this product meets your needs before purchasing.</p> <p>If you have any questions, special requirements or concerns, please send us an inquiry and/or contact our Support team ahead of purchase. Recommended alternatives for this product can be found below, along with publications, customer reviews and Q&As</p>

Properties

Form	Liquid
Storage instructions	Shipped at 4°C. Store at +4°C short term (1-2 weeks). Upon delivery aliquot. Store at -20°C long term. Avoid freeze / thaw cycle.
Storage buffer	pH: 7.20 Preservative: 0.02% Sodium azide Constituents: 40% Glycerol (glycerin, glycerine), PBS
Purity	Immunogen affinity purified
Clonality	Polyclonal
Isotype	IgG

Applications

The Abpromise guarantee

Our **Abpromise guarantee** covers the use of ab247008 in the following tested applications.

The application notes include recommended starting dilutions; optimal dilutions/concentrations should be determined by the end user.

Application	Abreviews	Notes
IHC-P		1/200 - 1/500. Perform heat mediated antigen retrieval with citrate buffer pH 6 before commencing with IHC staining protocol.
ICC/IF		Use a concentration of 0.25 - 2 µg/ml. Fixation/Permeabilization: PFA/Triton X-100.

Target

Function

May be involved in anchoring calsequestrin to the junctional sarcoplasmic reticulum and allowing its functional coupling with the ryanodine receptor.

Involvement in disease

TRDN mutations have been found in catecholaminergic polymorphic ventricular tachycardia (CPVT) (PubMed:22422768). CPVT is an arrhythmogenic disorder characterized by stress-induced, bidirectional ventricular tachycardia that may degenerate into cardiac arrest and cause sudden death.

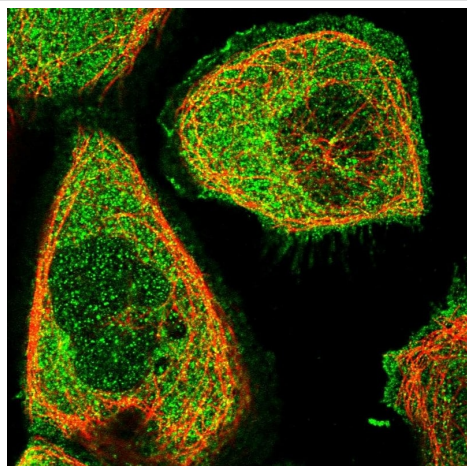
Post-translational modifications

Phosphorylated by CaMK2.

Cellular localization

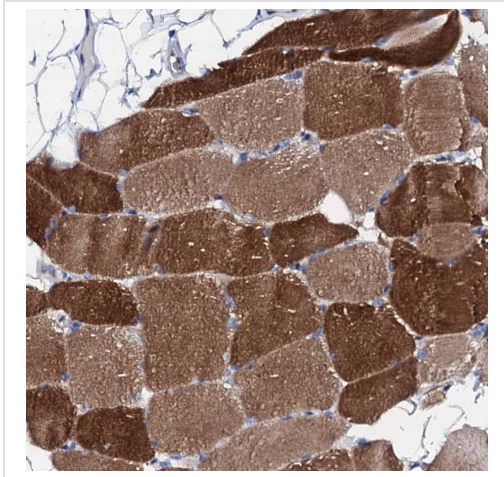
Cell membrane. Sarcoplasmic reticulum membrane.

Images



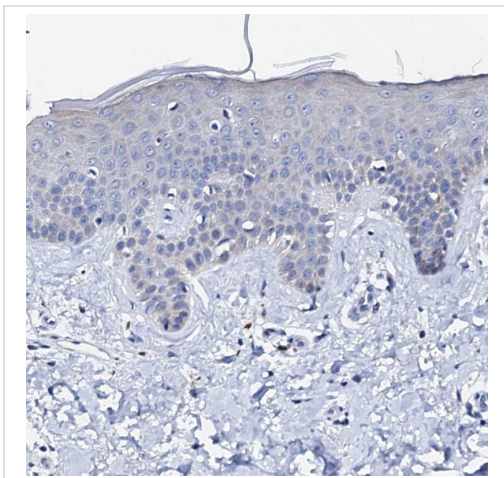
PFA-fixed, Triton X-100 permeabilized A431 (human epidermoid carcinoma cell line) cells stained for Triadin (green) using ab247008 at 4 µg/ml in ICC/IF.

Immunocytochemistry/ Immunofluorescence - Anti-Triadin antibody (ab247008)



Paraffin-embedded human skeletal muscle tissue stained for Triadin using ab247008 at 1/200 dilution in immunohistochemical analysis.

Immunohistochemistry (Formalin/PFA-fixed paraffin-embedded sections) - Anti-Triadin antibody (ab247008)



Paraffin-embedded human skin tissue stained for Triadin using ab247008 at 1/200 dilution in immunohistochemical analysis. Low expression, as expected.

Immunohistochemistry (Formalin/PFA-fixed paraffin-embedded sections) - Anti-Triadin antibody (ab247008)

Please note: All products are "FOR RESEARCH USE ONLY. NOT FOR USE IN DIAGNOSTIC PROCEDURES"

Our Abpromise to you: Quality guaranteed and expert technical support

- Replacement or refund for products not performing as stated on the datasheet
- Valid for 12 months from date of delivery
- Response to your inquiry within 24 hours

- We provide support in Chinese, English, French, German, Japanese and Spanish
- Extensive multi-media technical resources to help you
- We investigate all quality concerns to ensure our products perform to the highest standards

If the product does not perform as described on this datasheet, we will offer a refund or replacement. For full details of the Abpromise, please visit <https://www.abcam.com/abpromise> or contact our technical team.

Terms and conditions

- Guarantee only valid for products bought direct from Abcam or one of our authorized distributors