




## Product datasheet

# Anti-TZFP/ZBTB32 antibody ab235306

3 Images

### Overview

---

<b>Product name</b>	Anti-TZFP/ZBTB32 antibody
<b>Description</b>	Rabbit polyclonal to TZFP/ZBTB32
<b>Host species</b>	Rabbit
<b>Tested applications</b>	<b>Suitable for:</b> IHC-P, WB
<b>Species reactivity</b>	<b>Reacts with:</b> Mouse, Human <b>Predicted to work with:</b> Chimpanzee 
<b>Immunogen</b>	Recombinant fragment corresponding to Human TZFP/ZBTB32 aa 1-300. Database link: <a href="#">Q9Y2Y4</a>  <a href="#">Run BLAST with</a>  <a href="#">Run BLAST with</a>
<b>Positive control</b>	WB: Mouse brain tissue lysate; Jurkat whole cell lysate ( <a href="#">ab7899</a> ). IHC-P: Human adrenal gland and testis tissues.
<b>General notes</b>	<p>The Life Science industry has been in the grips of a reproducibility crisis for a number of years. Abcam is leading the way in addressing this with our range of recombinant monoclonal antibodies and knockout edited cell lines for gold-standard validation. Please check that this product meets your needs before purchasing.</p> <p>If you have any questions, special requirements or concerns, please send us an inquiry and/or contact our Support team ahead of purchase. Recommended alternatives for this product can be found below, along with publications, customer reviews and Q&amp;As</p>

### Properties

---

<b>Form</b>	Liquid
<b>Storage instructions</b>	Shipped at 4°C. Store at +4°C short term (1-2 weeks). Upon delivery aliquot. Store at -20°C long term. Avoid freeze / thaw cycle.
<b>Storage buffer</b>	pH: 7.40 Preservative: 0.03% Proclin 300 Constituents: 50% Glycerol (glycerin, glycerine), PBS
<b>Purity</b>	Protein G purified
<b>Purification notes</b>	Purity >95%
<b>Clonality</b>	Polyclonal
<b>Isotype</b>	IgG

## Applications

### The Abpromise guarantee

Our **Abpromise guarantee** covers the use of ab235306 in the following tested applications.

The application notes include recommended starting dilutions; optimal dilutions/concentrations should be determined by the end user.

Application	Abreviews	Notes
IHC-P		1/20 - 1/200.
WB		1/500 - 1/2000. Predicted molecular weight: 53 kDa.

## Target

### Function

DNA-binding protein that binds to the to a 5'-TGTACAGTGT-3' core sequence. May function as a transcriptional transactivator and transcriptional repressor. Probably exerts its repressor effect by preventing GATA3 from binding to DNA. May play a role in regulating the differentiation and activation of helper T cells.

### Tissue specificity

Predominantly expressed in testis. Some isoforms are ubiquitously expressed.

### Sequence similarities

Belongs to the krueppel C2H2-type zinc-finger protein family.  
Contains 1 BTB (POZ) domain.  
Contains 3 C2H2-type zinc fingers.

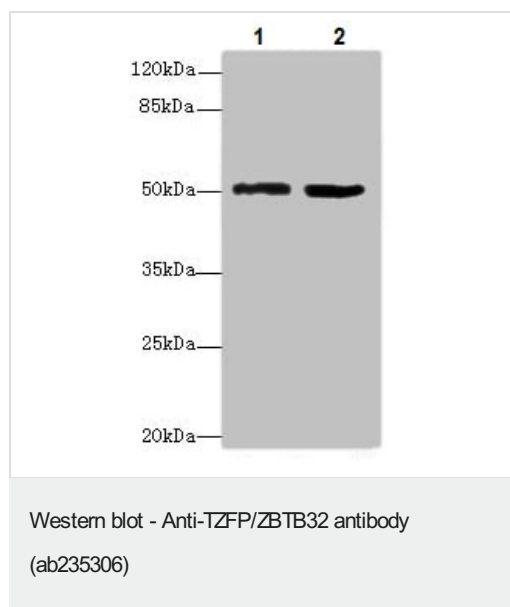
### Domain

The C-terminal zinc finger domain functions as a transcriptional transactivator.  
The BTB (POZ) domain possesses repressor activity.

### Cellular localization

Nucleus. Located in nuclear speckles.

## Images



**All lanes** : Anti-TZFP/ZBTB32 antibody (ab235306) at 1/5000 dilution

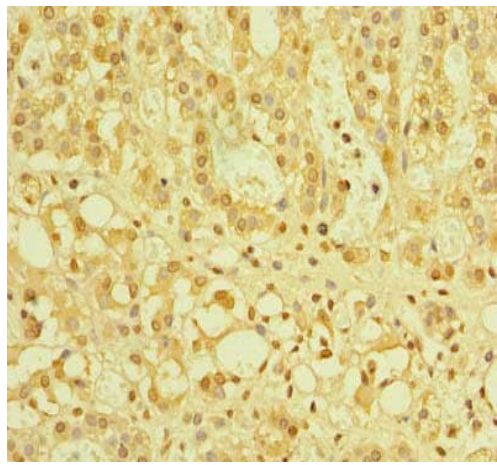
**Lane 1** : Mouse brain tissue lysate

**Lane 2** : Jurkat (human T cell leukemia cell line from peripheral blood) whole cell lysate

### Secondary

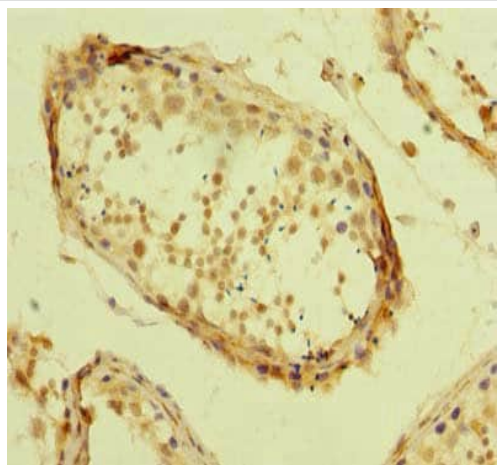
**All lanes** : Goat polyclonal to Rabbit IgG at 1/10000 dilution

**Predicted band size:** 53 kDa



Paraffin-embedded human adrenal gland tissue stained for TZFP/ZBTB32 using ab235306 at 1/100 dilution in immunohistochemical analysis.

Immunohistochemistry (Formalin/PFA-fixed paraffin-embedded sections) - Anti-TZFP/ZBTB32 antibody (ab235306)



Paraffin-embedded human testis tissue stained for TZFP/ZBTB32 using ab235306 at 1/100 dilution in immunohistochemical analysis.

Immunohistochemistry (Formalin/PFA-fixed paraffin-embedded sections) - Anti-TZFP/ZBTB32 antibody (ab235306)

**Please note:** All products are "FOR RESEARCH USE ONLY. NOT FOR USE IN DIAGNOSTIC PROCEDURES"

### **Our Abpromise to you: Quality guaranteed and expert technical support**

- Replacement or refund for products not performing as stated on the datasheet
- Valid for 12 months from date of delivery
- Response to your inquiry within 24 hours
- We provide support in Chinese, English, French, German, Japanese and Spanish
- Extensive multi-media technical resources to help you
- We investigate all quality concerns to ensure our products perform to the highest standards

If the product does not perform as described on this datasheet, we will offer a refund or replacement. For full details of the Abpromise, please visit <https://www.abcam.com/abpromise> or contact our technical team.

### **Terms and conditions**

---

- Guarantee only valid for products bought direct from Abcam or one of our authorized distributors