




Anti-Wnt3 antibody ab50341

[3 References](#) [2 Images](#)

Overview

Product name	Anti-Wnt3 antibody
Description	Goat polyclonal to Wnt3
Host species	Goat
Tested applications	Suitable for: WB, IHC-P
Species reactivity	Reacts with: Human Predicted to work with: Rat, Chicken, Dog 
Immunogen	Synthetic peptide: CGRGHNTRTEKRKEK , corresponding to internal sequence amino acids 315-329 of Human Wnt3  Run BLAST with  Run BLAST with
General notes	<p>The Life Science industry has been in the grips of a reproducibility crisis for a number of years. Abcam is leading the way in addressing this with our range of recombinant monoclonal antibodies and knockout edited cell lines for gold-standard validation. Please check that this product meets your needs before purchasing.</p> <p>If you have any questions, special requirements or concerns, please send us an inquiry and/or contact our Support team ahead of purchase. Recommended alternatives for this product can be found below, along with publications, customer reviews and Q&As</p>

Properties

Form	Liquid
Storage instructions	Shipped at 4°C. Upon delivery aliquot and store at -20°C. Avoid freeze / thaw cycles.
Storage buffer	pH: 7.30 Preservative: 0.02% Sodium azide Constituents: 0.5% Tris buffered saline, 0.5% BSA
Purity	Immunogen affinity purified
Purification notes	This antibody was purified from goat serum by ammonium sulphate precipitation followed by antigen affinity chromatography using the immunizing peptide.
Clonality	Polyclonal
Isotype	IgG

Applications

The Abpromise guarantee

Our **Abpromise guarantee** covers the use of ab50341 in the following tested applications.

The application notes include recommended starting dilutions; optimal dilutions/concentrations should be determined by the end user.

Application	Abreviews	Notes
WB		Use a concentration of 1 - 3 µg/ml. Detects a band of approximately 38 kDa (predicted molecular weight: 40 kDa). 1 hour primary incubation is recommended for this product.
IHC-P		Use a concentration of 2 - 4 µg/ml.

Target

Function

Ligand for members of the frizzled family of seven transmembrane receptors. Wnt-3 and Wnt-3a play distinct roles in cell-cell signaling during morphogenesis of the developing neural tube.

Involvement in disease

Defects in WNT3 are the cause of autosomal recessive tetra-amelia (ARTTRA) [MIM:273395]. Tetra-amelia is a rare human genetic disorder characterized by complete absence of all four limbs and other anomalies such as craniofacial, nervous system, pulmonary, skeletal and urogenital defects.

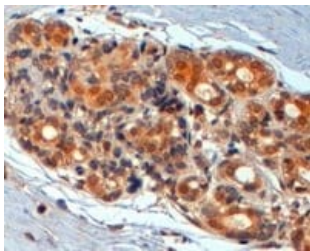
Sequence similarities

Belongs to the Wnt family.

Cellular localization


Secreted > extracellular space > extracellular matrix.

Images



ab50341 (2µg/ml) staining of paraffin embedded Human Breast shows cytoplasm staining in some luminal epithelial cells following steamed antigen retrieval with citrate buffer pH 6 and HRP-staining.

Immunohistochemistry (Formalin/PFA-fixed paraffin-embedded sections) - Anti-Wnt3 antibody (ab50341)



Anti-Wnt3 antibody (ab50341) at 1 µg/ml + Human Brain lysate
(35µg protein in RIPA buffer).

Predicted band size: 40 kDa

Observed band size: 38 kDa

Additional bands at: 17 kDa. We are unsure as to the identity of these extra bands.

Primary incubation was 1 hour. Detected by chemiluminescence.

Please note: All products are "FOR RESEARCH USE ONLY. NOT FOR USE IN DIAGNOSTIC PROCEDURES"

Our Abpromise to you: Quality guaranteed and expert technical support

- Replacement or refund for products not performing as stated on the datasheet
- Valid for 12 months from date of delivery
- Response to your inquiry within 24 hours
- We provide support in Chinese, English, French, German, Japanese and Spanish
- Extensive multi-media technical resources to help you
- We investigate all quality concerns to ensure our products perform to the highest standards

If the product does not perform as described on this datasheet, we will offer a refund or replacement. For full details of the Abpromise, please visit <https://www.abcam.com/abpromise> or contact our technical team.

Terms and conditions

- Guarantee only valid for products bought direct from Abcam or one of our authorized distributors