


## Product datasheet

# Anti-Wnt3 $\alpha$ antibody ab28472

★★★★☆ [6 Abreviews](#) [114 References](#) [2 Images](#)

### Overview

---

<b>Product name</b>	Anti-Wnt3a antibody
<b>Description</b>	Rabbit polyclonal to Wnt3a
<b>Host species</b>	Rabbit
<b>Specificity</b>	Replenishment batches of our polyclonal antibody, ab28472 are tested in WB. Previous batches were additionally validated in ICC/IF. This application is still expected to work and is covered by our Abpromise guarantee. You may also be interested in our alternative recombinant antibody, <a href="#">ab219412</a> .
<b>Tested applications</b>	<b>Suitable for:</b> WB, ICC/IF <b>Unsuitable for:</b> IHC-P
<b>Species reactivity</b>	<b>Reacts with:</b> Mouse, Human <b>Predicted to work with:</b> Chicken, Xenopus laevis, Zebrafish, a wide range of other species 
<b>Immunogen</b>	Synthetic peptide. This information is proprietary to Abcam and/or its suppliers. (Peptide available as <a href="#">ab23327</a> )
<b>General notes</b>	<p>The Life Science industry has been in the grips of a reproducibility crisis for a number of years. Abcam is leading the way in addressing this with our range of recombinant monoclonal antibodies and knockout edited cell lines for gold-standard validation. Please check that this product meets your needs before purchasing.</p> <p>If you have any questions, special requirements or concerns, please send us an inquiry and/or contact our Support team ahead of purchase. Recommended alternatives for this product can be found below, along with publications, customer reviews and Q&amp;As</p>

### Properties

---

<b>Form</b>	Liquid
<b>Storage instructions</b>	Shipped at 4°C. Store at +4°C short term (1-2 weeks). Upon delivery aliquot. Store at -20°C or -80°C. Avoid freeze / thaw cycle.
<b>Storage buffer</b>	pH: 7.40 Preservative: 0.02% Sodium azide Constituent: PBS

Batches of this product that have a concentration < 1mg/ml may have BSA added as a stabilising

agent. If you would like information about the formulation of a specific lot, please contact our scientific support team who will be happy to help.

<b>Purity</b>	Immunogen affinity purified
<b>Clonality</b>	Polyclonal
<b>Isotype</b>	IgG

## Applications

**The Abpromise guarantee** Our **Abpromise guarantee** covers the use of ab28472 in the following tested applications.

The application notes include recommended starting dilutions; optimal dilutions/concentrations should be determined by the end user.

Application	Abreviews	Notes
WB	★★★★★ (1)	Use a concentration of 1 µg/ml. Detects a band of approximately 39 kDa (predicted molecular weight: 39 kDa). Can be blocked with <b>Human Wnt3a peptide (ab23327)</b> .
ICC/IF		Use a concentration of 5 µg/ml.

**Application notes** Is unsuitable for IHC-P.

## Target

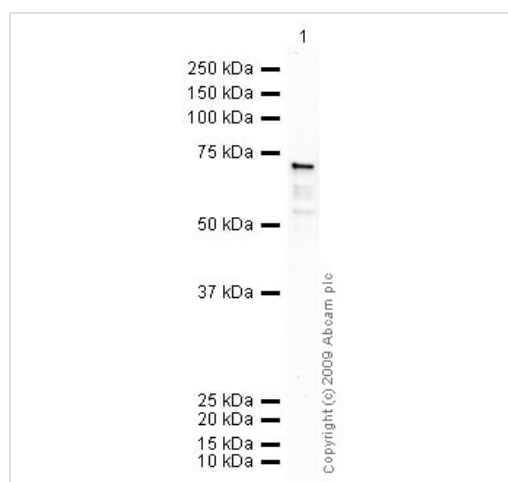
**Function** Ligand for members of the frizzled family of seven transmembrane receptors. Wnt-3 and Wnt-3a play distinct roles in cell-cell signaling during morphogenesis of the developing neural tube.

**Tissue specificity** Moderately expressed in placenta and at low levels in adult lung, spleen, and prostate.

**Sequence similarities** Belongs to the Wnt family.

**Cellular localization** Secreted > extracellular space > extracellular matrix.

## Images



Western blot - Anti-Wnt3a antibody (ab28472)

Anti-Wnt3a antibody (ab28472) at 1 µg/ml + Mouse Wnt3a Full-length Recombinant Protein (Tagged) at 0.1 µg

### Secondary

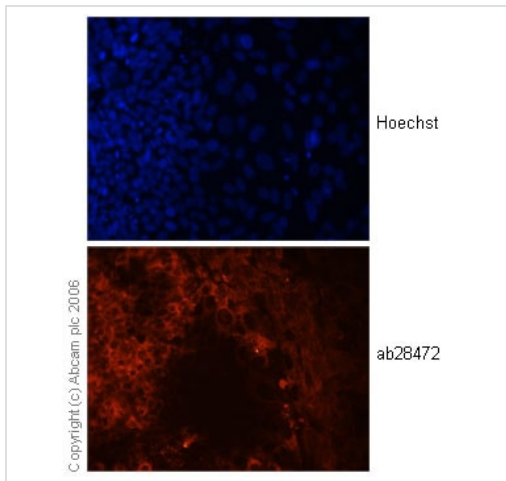
Goat polyclonal to Rabbit IgG - H&L - Pre-Adsorbed (HRP) at 1/3000 dilution

**Predicted band size:** 39 kDa

**Observed band size:** 68 kDa

ab28472 was tested against Mouse Wnt3a Full-length

Recombinant Protein predicted to run at the molecular weight of 68kDa.



ab28472 stained human embryonic stem cells differentiated into a heterogeneous mix of cells at 5 ug/ml.

Immunocytochemistry/ Immunofluorescence - Anti-Wnt3a antibody (ab28472)

This image is courtesy of Ludovic Vallier, University of Cambridge

**Please note:** All products are "FOR RESEARCH USE ONLY. NOT FOR USE IN DIAGNOSTIC PROCEDURES"

### Our Abpromise to you: Quality guaranteed and expert technical support

---

- Replacement or refund for products not performing as stated on the datasheet
- Valid for 12 months from date of delivery
- Response to your inquiry within 24 hours
- We provide support in Chinese, English, French, German, Japanese and Spanish
- Extensive multi-media technical resources to help you
- We investigate all quality concerns to ensure our products perform to the highest standards

If the product does not perform as described on this datasheet, we will offer a refund or replacement. For full details of the Abpromise, please visit <https://www.abcam.com/abpromise> or contact our technical team.

### Terms and conditions

---

- Guarantee only valid for products bought direct from Abcam or one of our authorized distributors