



Product datasheet

Anti-Xanthine Oxidase antibody ab262927

★☆☆☆☆ **1 Abreviews** [2 Images](#)

Overview

Product name	Anti-Xanthine Oxidase antibody
Description	Rabbit polyclonal to Xanthine Oxidase
Host species	Rabbit
Tested applications	Suitable for: IHC-P, ICC/IF
Species reactivity	Reacts with: Human
Immunogen	Recombinant fragment corresponding to Human Xanthine Oxidase aa 600-750. Database link: P47989
	<div>  Run BLAST with  Run BLAST with </div>
Positive control	IHC-P: Human lactating breast tissue. ICC/IF: U-251 MG cells.
General notes	<p>The Life Science industry has been in the grips of a reproducibility crisis for a number of years. Abcam is leading the way in addressing this with our range of recombinant monoclonal antibodies and knockout edited cell lines for gold-standard validation. Please check that this product meets your needs before purchasing.</p> <p>If you have any questions, special requirements or concerns, please send us an inquiry and/or contact our Support team ahead of purchase. Recommended alternatives for this product can be found below, along with publications, customer reviews and Q&As</p>

Properties

Form	Liquid
Storage instructions	Shipped at 4°C. Store at +4°C short term (1-2 weeks). Upon delivery aliquot. Store at -20°C long term. Avoid freeze / thaw cycle.
Storage buffer	pH: 7.20 Preservative: 0.02% Sodium azide Constituents: 40% Glycerol (glycerin, glycerine), PBS
Purity	Immunogen affinity purified
Clonality	Polyclonal
Isotype	IgG

Applications

The Abpromise guarantee

Our **Abpromise guarantee** covers the use of ab262927 in the following tested applications.

The application notes include recommended starting dilutions; optimal dilutions/concentrations should be determined by the end user.

Application	Abreviews	Notes
IHC-P		1/5000 - 1/10000. Perform heat mediated antigen retrieval with citrate buffer pH 6 before commencing with IHC staining protocol.
ICC/IF		Use a concentration of 1 - 4 µg/ml. Fixation/Permeabilization: PFA/Triton X-100

Target

Function

Key enzyme in purine degradation. Catalyzes the oxidation of hypoxanthine to xanthine. Catalyzes the oxidation of xanthine to uric acid. Contributes to the generation of reactive oxygen species. Has also low oxidase activity towards aldehydes (in vitro).

Tissue specificity

Detected in milk (at protein level).

Involvement in disease

Defects in XDH are the cause of xanthinuria type 1 (XU1) [MIM:278300]. Xanthinuria is characterized by excretion of very large amounts of xanthine in the urine and a tendency to form xanthine stones. Uric acid is strikingly diminished in serum and urine. XU1 is due to isolated xanthine dehydrogenase. XU1 patients can metabolize allopurinol.

Sequence similarities

Belongs to the xanthine dehydrogenase family.
Contains 1 2Fe-2S ferredoxin-type domain.
Contains 1 FAD-binding PCMH-type domain.

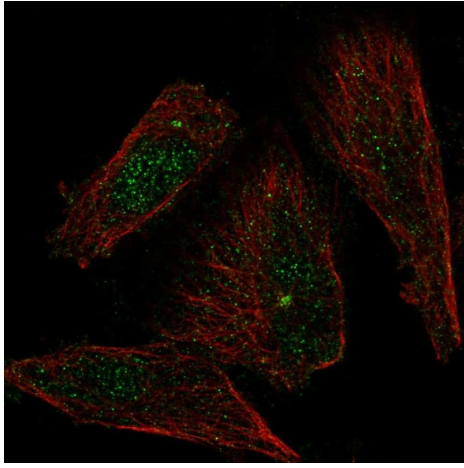
Post-translational modifications

Subject to partial proteolysis; this alters the enzyme from the dehydrogenase form (D) to the oxidase form (O).
Contains sulfhydryl groups that are easily oxidized (in vitro); this alters the enzyme from the dehydrogenase form (D) to the oxidase form (O).

Cellular localization

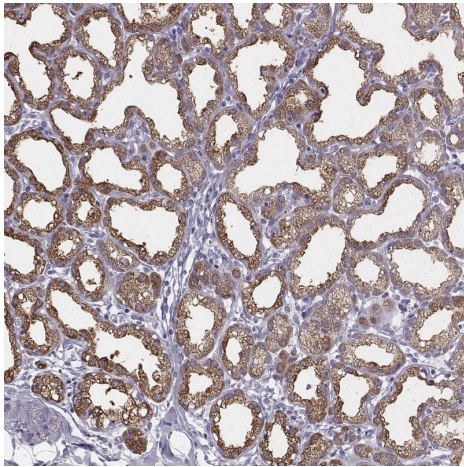
Cytoplasm. Peroxisome. Secreted.

Images



Immunocytochemistry/ Immunofluorescence - Anti-Xanthine Oxidase antibody (ab262927)

PFA-fixed, Triton X-100 permeabilized human U-251MG cells stained for Xanthine Oxidase (green) using ab262927 at 4 µg/ml in ICC/IF.



Immunohistochemistry (Formalin/PFA-fixed paraffin-embedded sections) - Anti-Xanthine Oxidase antibody (ab262927)

Paraffin-embedded human lactating breast tissue stained for Xanthine Oxidase using ab262927 at 1/5000 dilution in immunohistochemical analysis.

Please note: All products are "FOR RESEARCH USE ONLY. NOT FOR USE IN DIAGNOSTIC PROCEDURES"

Our Abpromise to you: Quality guaranteed and expert technical support

- Replacement or refund for products not performing as stated on the datasheet
- Valid for 12 months from date of delivery
- Response to your inquiry within 24 hours
- We provide support in Chinese, English, French, German, Japanese and Spanish
- Extensive multi-media technical resources to help you
- We investigate all quality concerns to ensure our products perform to the highest standards

If the product does not perform as described on this datasheet, we will offer a refund or replacement. For full details of the Abpromise, please visit <https://www.abcam.com/abpromise> or contact our technical team.

Terms and conditions

- Guarantee only valid for products bought direct from Abcam or one of our authorized distributors