


Anti-ZMYM3 antibody ab84507

[1 References](#) [3 Images](#)

Overview

Product name	Anti-ZMYM3 antibody
Description	Rabbit polyclonal to ZMYM3
Host species	Rabbit
Tested applications	Suitable for: IHC-P
Species reactivity	Reacts with: Mouse, Human Predicted to work with: Rat, Rabbit, Horse, Guinea pig, Cow, Dog, Chimpanzee, Ferret, Rhesus monkey, Gorilla, Orangutan 
Immunogen	Synthetic peptide corresponding to a region between residues 250 and 300 of Human ZFP261 (NP_005087.1)
Positive control	Human breast adenocarcinoma, Human ovarian carcinoma, Mouse teratoma.
General notes	<p>The Life Science industry has been in the grips of a reproducibility crisis for a number of years. Abcam is leading the way in addressing this with our range of recombinant monoclonal antibodies and knockout edited cell lines for gold-standard validation. Please check that this product meets your needs before purchasing.</p> <p>If you have any questions, special requirements or concerns, please send us an inquiry and/or contact our Support team ahead of purchase. Recommended alternatives for this product can be found below, along with publications, customer reviews and Q&As</p>

Properties

Form	Liquid
Storage instructions	Shipped at 4°C. Upon delivery aliquot and store at -20°C. Avoid freeze / thaw cycles.
Storage buffer	pH: 6.8 Preservative: 0.09% Sodium azide Constituents: 0.1% BSA, Tris buffered saline
Purity	Immunogen affinity purified
Clonality	Polyclonal
Isotype	IgG

Applications

The Abpromise guarantee

Our **Abpromise guarantee** covers the use of ab84507 in the following tested applications.

The application notes include recommended starting dilutions; optimal dilutions/concentrations should be determined by the end user.

Application	Abreviews	Notes
IHC-P		

Application notes

IHC-P: 1/100 - 1/500.

Epitope exposure is recommended.

Epitope exposure with citrate buffer will enhance staining.

Not yet tested in other applications.

Optimal dilutions/concentrations should be determined by the end user.

Target

Tissue specificity

Most abundant in brain, moderate in muscle and heart, low in other tissues except placenta.

Involvement in disease

Note=A chromosomal aberration involving ZMYM3 may be a cause of X-linked mental retardation in Xq13.1. Translocation t(X;13)(q13.1;?).

Sequence similarities

Contains 9 MYM-type zinc fingers.

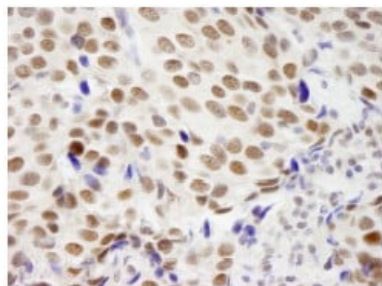
Cellular localization

Nucleus.

Form

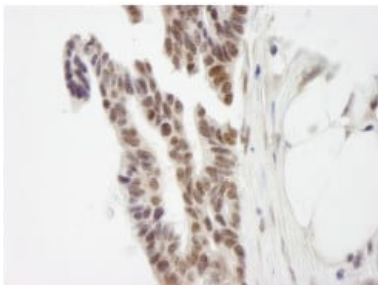
There are 2 isoforms produced by alternative splicing.

Images



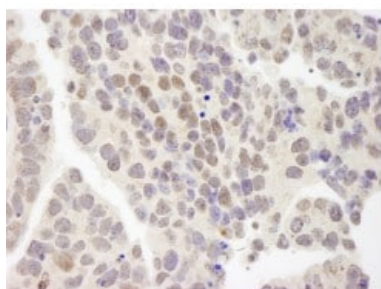
Detection of Human ZMYM3 by Immunohistochemistry on paraffin embedded formalin fixed section of Human breast adenocarcinoma using 1/250 ab84507. Detection: DAB staining

Immunohistochemistry (Formalin/PFA-fixed paraffin-embedded sections) - Anti-ZMYM3 antibody (ab84507)



Detection of Human ZMYM3 by Immunohistochemistry on paraffin embedded formalin fixed section of Human ovarian carcinoma using 1/250 ab84507. Detection: DAB staining

Immunohistochemistry (Formalin/PFA-fixed paraffin-embedded sections) - Anti-ZMYM3 antibody (ab84507)



Detection of Mouse ZMYM3 by Immunohistochemistry on paraffin embedded formalin fixed section of Mouse teratoma using 1/250 ab84507. Detection: DAB staining

Immunohistochemistry (Formalin/PFA-fixed paraffin-embedded sections) - Anti-ZMYM3 antibody (ab84507)

Please note: All products are "FOR RESEARCH USE ONLY. NOT FOR USE IN DIAGNOSTIC PROCEDURES"

Our Abpromise to you: Quality guaranteed and expert technical support

- Replacement or refund for products not performing as stated on the datasheet
- Valid for 12 months from date of delivery
- Response to your inquiry within 24 hours
- We provide support in Chinese, English, French, German, Japanese and Spanish
- Extensive multi-media technical resources to help you
- We investigate all quality concerns to ensure our products perform to the highest standards

If the product does not perform as described on this datasheet, we will offer a refund or replacement. For full details of the Abpromise,

please visit <https://www.abcam.com/abpromise> or contact our technical team.

Terms and conditions

- Guarantee only valid for products bought direct from Abcam or one of our authorized distributors