



Product datasheet

Anti-ZNF341 antibody ab272679

2 Images

Overview

Product name	Anti-ZNF341 antibody
Description	Rabbit polyclonal to ZNF341
Host species	Rabbit
Tested applications	Suitable for: ICC/IF, WB
Species reactivity	Reacts with: Human
Immunogen	Recombinant fragment corresponding to Human ZNF341 aa 350-450. Database link: Q9BYN7
	<div>  Run BLAST with </div> <div>  Run BLAST with </div>
Positive control	WB: RT4, U-251 MG cells. IF: A549 cells.
General notes	<p>The Life Science industry has been in the grips of a reproducibility crisis for a number of years. Abcam is leading the way in addressing this with our range of recombinant monoclonal antibodies and knockout edited cell lines for gold-standard validation. Please check that this product meets your needs before purchasing.</p> <p>If you have any questions, special requirements or concerns, please send us an inquiry and/or contact our Support team ahead of purchase. Recommended alternatives for this product can be found below, along with publications, customer reviews and Q&As</p>

Properties

Form	Liquid
Storage instructions	Shipped at 4°C. Store at +4°C short term (1-2 weeks). Upon delivery aliquot. Store at -20°C long term. Avoid freeze / thaw cycle.
Storage buffer	pH: 7.20 Preservative: 0.02% Sodium azide Constituents: 40% Glycerol (glycerin, glycerine), PBS
Purity	Immunogen affinity purified
Clonality	Polyclonal
Isotype	IgG

Applications

The Abpromise guarantee

Our **Abpromise guarantee** covers the use of ab272679 in the following tested applications.

The application notes include recommended starting dilutions; optimal dilutions/concentrations should be determined by the end user.

Application	Abreviews	Notes
ICC/IF		Use a concentration of 0.25 - 2 µg/ml.
WB		Use a concentration of 0.04 - 0.4 µg/ml.

Target

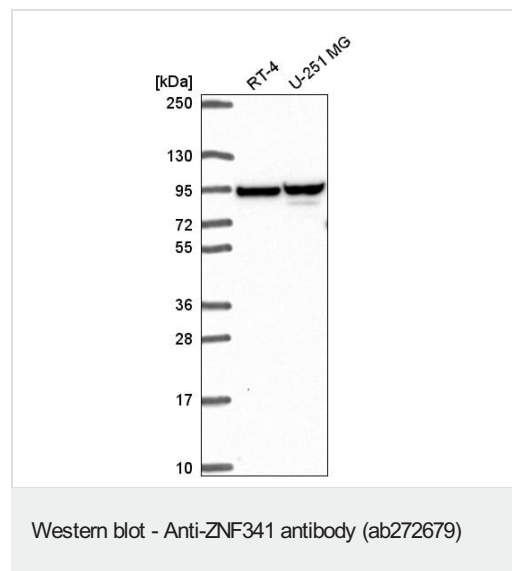
Relevance

ZNF341 belongs to the krueppel C2H2 type zinc finger protein family. It may be involved in transcriptional regulation.

Cellular localization

Nuclear

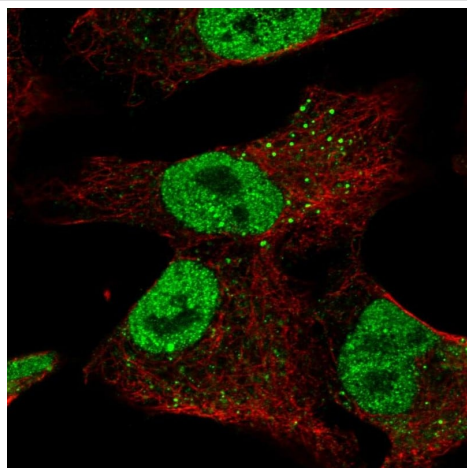
Images



All lanes : Anti-ZNF341 antibody (ab272679) at 0.4 µg/ml

Lane 1 : RT4 cells (Human urinary bladder cancer cell line)

Lane 2 : U-251 MG cells (Human brain glioma cell line)



PFA fixed, Triton X-100 permeabilized A549 cells (Human lung carcinoma cell line) labeling ZNF341 (green) using ab272679 2t 4 ug/ml in ICC/IF analysis.

Immunocytochemistry/ Immunofluorescence - Anti-ZNF341 antibody (ab272679)

Please note: All products are "FOR RESEARCH USE ONLY. NOT FOR USE IN DIAGNOSTIC PROCEDURES"

Our Abpromise to you: Quality guaranteed and expert technical support

- Replacement or refund for products not performing as stated on the datasheet
- Valid for 12 months from date of delivery
- Response to your inquiry within 24 hours
- We provide support in Chinese, English, French, German, Japanese and Spanish
- Extensive multi-media technical resources to help you
- We investigate all quality concerns to ensure our products perform to the highest standards

If the product does not perform as described on this datasheet, we will offer a refund or replacement. For full details of the Abpromise, please visit <https://www.abcam.com/abpromise> or contact our technical team.

Terms and conditions

- Guarantee only valid for products bought direct from Abcam or one of our authorized distributors