



Product datasheet

Anti-ZRSR2 antibody ab223062

3 Images

Overview

Product name	Anti-ZRSR2 antibody
Description	Rabbit polyclonal to ZRSR2
Host species	Rabbit
Tested applications	Suitable for: ICC/IF, WB, IHC-P
Species reactivity	Reacts with: Mouse, Human
Immunogen	Recombinant fragment corresponding to Human ZRSR2 aa 150-400. Database link: Q15696
	 Run BLAST with  Run BLAST with
Positive control	WB: K562 and HEK-293 whole cell lysates; mouse heart tissue lysate. IHC-P: Human testis tissue. ICC/IF: HepG2 cells.
General notes	<p>The Life Science industry has been in the grips of a reproducibility crisis for a number of years. Abcam is leading the way in addressing this with our range of recombinant monoclonal antibodies and knockout edited cell lines for gold-standard validation. Please check that this product meets your needs before purchasing.</p> <p>If you have any questions, special requirements or concerns, please send us an inquiry and/or contact our Support team ahead of purchase. Recommended alternatives for this product can be found below, along with publications, customer reviews and Q&As</p>

Properties

Form	Liquid
Storage instructions	Shipped at 4°C. Store at +4°C short term (1-2 weeks). Upon delivery aliquot. Store at -20°C long term. Avoid freeze / thaw cycle.
Storage buffer	pH: 7.40 Preservative: 0.03% Proclin 300 Constituents: 50% Glycerol (glycerin, glycerine), PBS
Purity	Protein G purified
Purification notes	Purity >95%
Clonality	Polyclonal
Isotype	IgG

Applications

The Abpromise guarantee

Our **Abpromise guarantee** covers the use of ab223062 in the following tested applications.

The application notes include recommended starting dilutions; optimal dilutions/concentrations should be determined by the end user.

Application	Abreviews	Notes
ICC/IF		1/50 - 1/200.
WB		1/500 - 1/5000. Predicted molecular weight: 58 kDa.
IHC-P		1/20 - 1/200.

Target

Function

Pre-mRNA-binding protein required for splicing of both U2- and U12-type introns. Selectively interacts with the 3'-splice site of U2- and U12-type pre-mRNAs and promotes different steps in U2 and U12 intron splicing. Recruited to U12 pre-mRNAs in an ATP-dependent manner and is required for assembly of the prespliceosome, a precursor to other spliceosomal complexes. For U2-type introns, it is selectively and specifically required for the second step of splicing.

Tissue specificity

Widely expressed.

Sequence similarities

Contains 2 C3H1-type zinc fingers.
Contains 1 RRM (RNA recognition motif) domain.

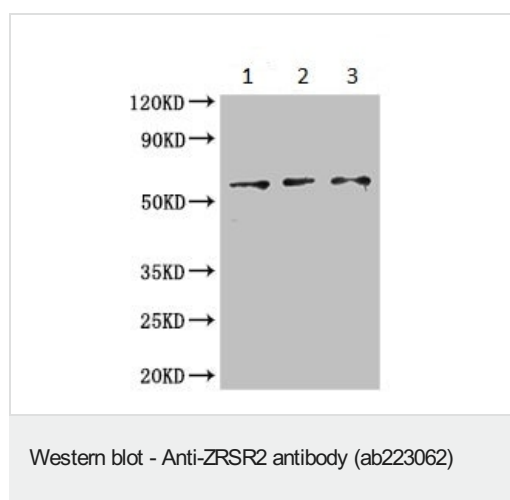
Post-translational modifications

Phosphorylated in the RS domain by SRPK1.

Cellular localization

Nucleus.

Images



All lanes : Anti-ZRSR2 antibody (ab223062) at 1/500 dilution

Lane 1 : K562 (human chronic myelogenous leukemia cell line from bone marrow) whole cell lysate

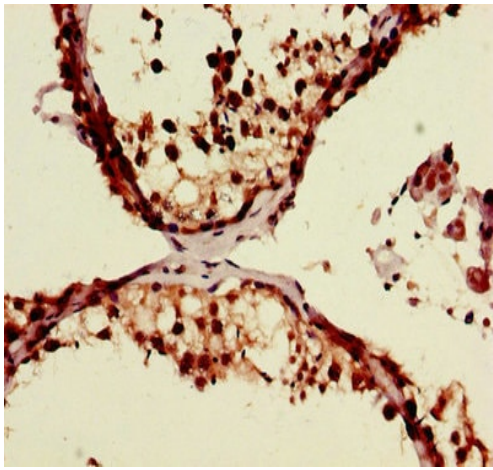
Lane 2 : HEK-293 (human epithelial cell line from embryonic kidney) whole cell lysate

Lane 3 : mouse heart tissue lysate

Secondary

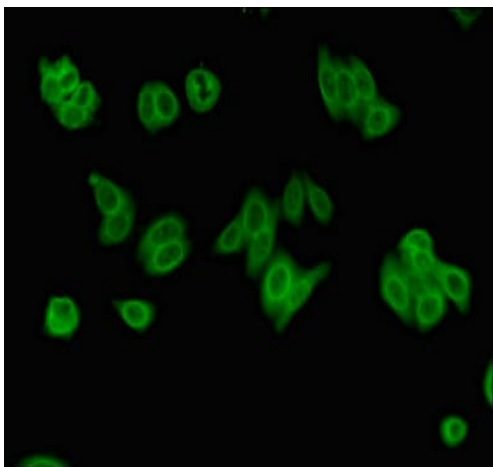
All lanes : Goat Anti-Rabbit IgG at 1/50000 dilution

Predicted band size: 58 kDa



Immunohistochemistry (Formalin/PFA-fixed paraffin-embedded sections) - Anti-ZRSR2 antibody (ab223062)

Paraffin embedded human testis tissue stained for ZRSR2 with ab223062 (1/100) in immunohistochemical analysis.



Immunocytochemistry/ Immunofluorescence - Anti-ZRSR2 antibody (ab223062)

HepG2 (human liver hepatocellular carcinoma cell line) cells stained for ZRSR2 (green) using ab223062 (1/100) in ICC/IF. Secondary: Alexa Fluor® 488-conjugated Goat Anti-Rabbit IgG (H+L).

Please note: All products are "FOR RESEARCH USE ONLY. NOT FOR USE IN DIAGNOSTIC PROCEDURES"

Our Abpromise to you: Quality guaranteed and expert technical support

- Replacement or refund for products not performing as stated on the datasheet
- Valid for 12 months from date of delivery
- Response to your inquiry within 24 hours
- We provide support in Chinese, English, French, German, Japanese and Spanish
- Extensive multi-media technical resources to help you
- We investigate all quality concerns to ensure our products perform to the highest standards

If the product does not perform as described on this datasheet, we will offer a refund or replacement. For full details of the Abpromise, please visit <https://www.abcam.com/abpromise> or contact our technical team.

Terms and conditions

- Guarantee only valid for products bought direct from Abcam or one of our authorized distributors