

## Product datasheet

### Human CD3 peptide ab16206

1 Image

#### Description

---

<b>Product name</b>	Human CD3 peptide
<b>Purity</b>	> 90 % HPLC.
<b>Accession</b>	<b><u>P07766</u></b>
<b>Animal free</b>	No
<b>Nature</b>	Synthetic
<b>Species</b>	Human

#### Specifications

---

Our **Abpromise guarantee** covers the use of **ab16206** in the following tested applications.

The application notes include recommended starting dilutions; optimal dilutions/concentrations should be determined by the end user.

<b>Applications</b>	Blocking - Blocking peptide for Anti-CD3 antibody ( <b><u>ab16044</u></b> )
<b>Form</b>	Liquid
<b>Additional notes</b>	<ul style="list-style-type: none"><li>- First try to dissolve a small amount of peptide in either water or buffer. The more charged residues on a peptide, the more soluble it is in aqueous solutions.</li><li>- If the peptide doesn't dissolve try an organic solvent e.g. DMSO, then dilute using water or buffer.</li><li>- Consider that any solvent used must be compatible with your assay. If a peptide does not dissolve and you need to recover it, lyophilise to remove the solvent.</li><li>- Gentle warming and sonication can effectively aid peptide solubilisation. If the solution is cloudy or has gelled the peptide may be in suspension rather than solubilised.</li><li>- Peptides containing cysteine are easily oxidised, so should be prepared in solution just prior to use.</li></ul>

#### Preparation and Storage

---

<b>Stability and Storage</b>	Shipped at 4°C. Upon delivery aliquot and store at -20°C or -80°C. Avoid repeated freeze / thaw cycles.  Information available upon request.
------------------------------	--

## General Info

---





<b>Function</b>	The CD3 complex mediates signal transduction.
<b>Sequence similarities</b>	Contains 1 Ig-like (immunoglobulin-like) domain. Contains 1 ITAM domain.
<b>Cellular localization</b>	Membrane.

---

## Images

---

**Choose the best for your experiment from thousands of proteins and peptides**

-  Reinforce the validity of your results with **protein controls**
-  Validate specific, reliable reagents with **blocking peptides**
-  Keep working on targets without specific antibodies with **fusion-tagged proteins**
-  Get consistent, reproducible results with premium **bioactive proteins**

Human CD3 peptide (ab16206)

To learn more about our protein and peptide range click [here](#).

**Please note:** All products are "FOR RESEARCH USE ONLY. NOT FOR USE IN DIAGNOSTIC PROCEDURES"

## Our Abpromise to you: Quality guaranteed and expert technical support

---

- Replacement or refund for products not performing as stated on the datasheet
- Valid for 12 months from date of delivery
- Response to your inquiry within 24 hours
- We provide support in Chinese, English, French, German, Japanese and Spanish
- Extensive multi-media technical resources to help you
- We investigate all quality concerns to ensure our products perform to the highest standards

If the product does not perform as described on this datasheet, we will offer a refund or replacement. For full details of the Abpromise, please visit <https://www.abcam.com/abpromise> or contact our technical team.

## Terms and conditions

---

- Guarantee only valid for products bought direct from Abcam or one of our authorized distributors