

Product datasheet

Recombinant Human coronavirus SARS-CoV-2 nucleocapsid protein (His tag) ab273530

[2 References](#) [5 Images](#)

Description

Product name	Recombinant Human coronavirus SARS-CoV-2 nucleocapsid protein (His tag)
Purity	>= 95 % SDS-PAGE.
Expression system	Escherichia coli
Accession	<u>P0DTC9</u>
Protein length	Full length protein
Animal free	No
Nature	Recombinant
Species	Human coronavirus
Sequence	<pre>MSDNGPQNQR NAPRITFGGP SDSTGSNQNG ERSGARSKQR RPQGLPNNTA SWFTALTQHG KEDLKFPRGQ GVPINTNSSP DDQIGYYRRA TRRIRGGDGK MKDLSRWYF YYLGTGPEAG LPYGANKDGI IWVATEGALN TPKDHIGTRN PANNAAMLQ LPQGTTLPKG FYAEGSRGGS QASSRSSSRS RNSSRNSTPG SSRGTSPARM AGNGGDAALA LLLLDRLNQL ESKMSGKGQQ QQGQTVTKKS AAEASKKPRQ KRTATKAYNV TQAFGRRGPE QTQGNFGDQE LIRQGTDYKH WPQIAQFAPS ASAFFGMSRI GMEVTPSGTW LTYTGAIKLD DKDPNFKDQV ILLNKHIDAYKTFPPTPKK DKKKKADETQ ALPQRQKKQQ TVTLLPAADL DDFSKQLQQS MSSADSTQA</pre>
Predicted molecular weight	48 kDa including tags
Amino acids	1 to 419
Tags	His tag C-Terminus
Additional sequence information	N-terminal MSKIKGS, C-terminal EFGGGS 8xHis

Specifications

Our [Abpromise guarantee](#) covers the use of **ab273530** in the following tested applications.

The application notes include recommended starting dilutions; optimal dilutions/concentrations should be determined by the end user.

Applications	SDS-PAGE ELISA Western blot
Form	Lyophilized
Additional notes	This protein is filter sterilised prior to aliquoting and lyophilisation. All aliquoting and lyophilisation steps are performed in a sterile environment

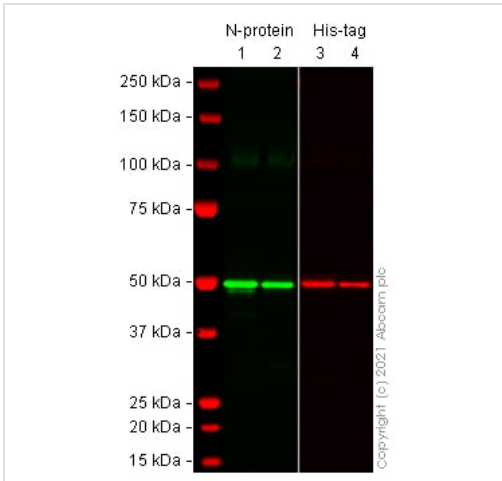
Preparation and Storage

Stability and Storage	Shipped at Room Temperature. Store at -80°C. Information available upon request.
Reconstitution	Reconstitute in Phosphate Buffered saline, aliquot and store at -80 C for 12 months or +4 C for 1 week. Avoid repeated freeze thaw. Lyophilized contents may appear as either a translucent film or a white powder. This variance does not affect the quality of the product.

General Info

Relevance	Nucleocapsid protein is a most abundant protein of coronavirus on the helical nucleocapsid of coronaviruses. N protein of SARS CoV-2 ab273530 is a structural protein required for RNA synthesis, and has RNA chaperone activity that may be involved in template switch. N protein enters the host cell with the viral RNA to facilitate its replication and process the virus particle assembly and release. N protein is a highly immunogenic phosphoprotein also implicated in modulating cell signalling pathways. Coronavirus nucleocapsid proteins localize to the cytoplasm and the nucleolus, a subnuclear structure, in both virus-infected primary cells and in cells transfected with plasmids that express N protein.
------------------	--

Images



Western blot - Recombinant Human coronavirus SARS-CoV-2 nucleocapsid protein (His tag) (ab273530)

Samples

Lanes 1 & 3: Recombinant Human coronavirus SARS-CoV-2 Nucleocapsid Protein (His tag) (ab273530) (0.2 µg)

Lanes 2 & 4: Recombinant Human coronavirus SARS-CoV-2 Nucleocapsid Protein (His tag) (**ab272107**) (0.2 µg)

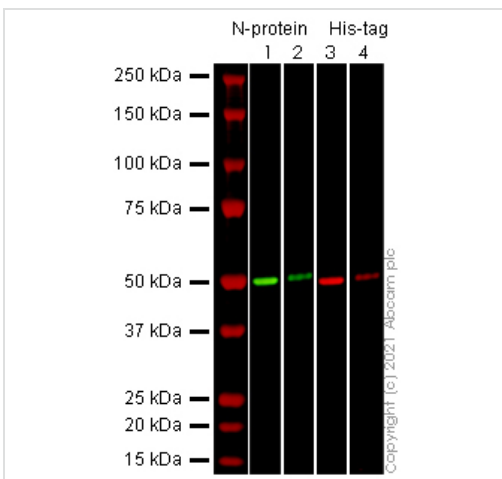
Green: Rabbit monoclonal [EPR24334-118] to SARS-CoV-2 nucleocapsid protein (**ab271180**)

Red: Mouse monoclonal [HIS.H8] to 6X His tag® (**ab18184**)

Lanes 1 & 2: Green - **ab271180** observed at 50 kDa.

Lanes 3 & 4: Red - loading control Mouse anti-6x HisTag observed at 50 kDa.

ab271180 was shown to react with SARS-CoV-2 nucleocapsid protein in Western blot. Membranes were blocked in 3% milk before incubation with **ab271180** and Mouse anti-6x HisTag overnight at 4 °C at a 1/1000 dilution. Blots were incubated with Goat anti-Rabbit IgG H&L (IRDye® 800CW) preabsorbed (**ab216773**) and Goat anti-Mouse IgG H&L (IRDye® 680RD) preabsorbed (**ab216776**) secondary antibodies at 1/20000 dilution for 1 h at room temperature before imaging.



Western blot - Recombinant Human coronavirus SARS-CoV-2 nucleocapsid protein (His tag) (ab273530)

Samples

Lanes 1 & 3: Recombinant Human coronavirus SARS-CoV-2 Nucleocapsid Protein (His tag) (ab273530) (0.1 µg)

Lanes 2 & 4: Recombinant Human coronavirus SARS-CoV-2 Nucleocapsid Protein (His tag) (**ab272107**) (0.1 µg)

Green: Rabbit monoclonal [EPR24334-118] to SARS-CoV-2 nucleocapsid protein - BSA and Azide free (**ab280201**)

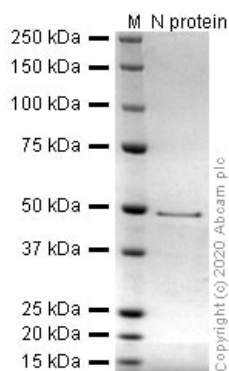
Red: Mouse monoclonal [HIS.H8] to 6X His tag® (**ab18184**)

Lanes 1 & 2: Green - **ab280201** observed at 50 kDa.

Lanes 3 & 4: Red - loading control Mouse anti-6x HisTag observed at 50 kDa.

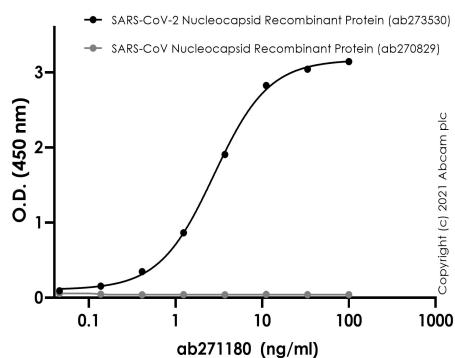
ab280201 was shown to react with SARS-CoV-2 nucleocapsid protein in Western blot. Membranes were blocked in 3% milk

before incubation with **ab271180** and Mouse anti-6x HisTag overnight at 4 °C at a 1/1000 dilution. Blots were incubated with Goat anti-Rabbit IgG H&L (IRDye® 800CW) preabsorbed (**ab216773**) and Goat anti-Mouse IgG H&L (IRDye® 680RD) preabsorbed (**ab216776**) secondary antibodies at 1/20000 dilution for 1 h at room temperature before imaging.



SDS-PAGE - Recombinant Human coronavirus SARS-CoV-2 nucleocapsid protein (His tag) (ab273530)

SDS-PAGE analysis of ab273530.

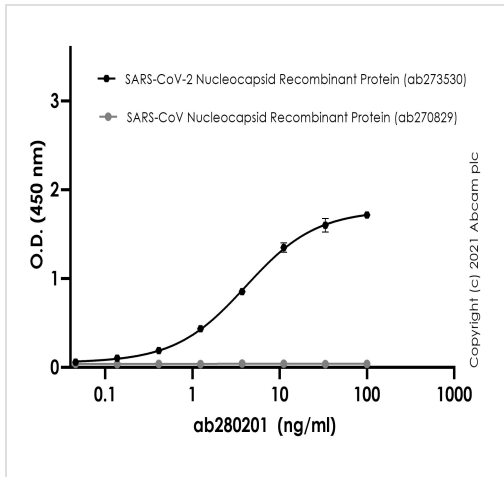


ELISA - Recombinant Human coronavirus SARS-CoV-2 nucleocapsid protein (His tag) (ab273530)

Plates were coated with Recombinant Human coronavirus SARS-CoV-2 nucleocapsid protein (His tag, ab273530) and Recombinant Human coronavirus SARS Nucleocapsid Protein (**ab270829**) at 500 ng/ml.

Primary antibody (**ab271180**) concentration range 0.045-100 ng/ml.

Pre-adsorbed secondary antibody, goat anti-rabbit IgG H&L (HRP, **ab97080**) used at 1/2000 dilution.



ELISA - Recombinant Human coronavirus SARS-CoV-2 nucleocapsid protein (His tag) (ab273530)

Plates were coated with Recombinant Human coronavirus SARS-CoV-2 nucleocapsid protein (His tag, ab273530) and Recombinant Human coronavirus SARS Nucleocapsid Protein (**ab270829**) at 500 ng/ml.

Primary antibody (**ab271180**) concentration range 0.045-100 ng/ml.

Pre-adsorbed secondary antibody, goat anti-rabbit IgG H&L (HRP, **ab97080**) used at 1/2000 dilution.

Please note: All products are "FOR RESEARCH USE ONLY. NOT FOR USE IN DIAGNOSTIC PROCEDURES"

Our Abpromise to you: Quality guaranteed and expert technical support

- Replacement or refund for products not performing as stated on the datasheet
- Valid for 12 months from date of delivery
- Response to your inquiry within 24 hours
- We provide support in Chinese, English, French, German, Japanese and Spanish
- Extensive multi-media technical resources to help you
- We investigate all quality concerns to ensure our products perform to the highest standards

If the product does not perform as described on this datasheet, we will offer a refund or replacement. For full details of the Abpromise, please visit <https://www.abcam.com/abpromise> or contact our technical team.

Terms and conditions

- Guarantee only valid for products bought direct from Abcam or one of our authorized distributors