

Product datasheet

Recombinant Mouse PDXP protein (Tagged) ab226443

3 Images

Description

Product name	Recombinant Mouse PDXP protein (Tagged)	
Purity	> 90 % SDS-PAGE.	
Expression system	Escherichia coli	
Accession	<u>P60487</u>	
Protein length	Full length protein	
Animal free	No	
Nature	Recombinant	
Species	Mouse	
Sequence	MARCERLRGAALRDVLGQAQGVLFDCDGVLWNGERMP GAPELLQRLARA GKNTLFVSNNSRRARPELALRFARLGFAGLRAEQLFSSAL CAARLLRQRL SGPPDASGAVFVLGGEGLRaelRAAGLRLAGDPGEDPR VRAVLVGYDEQF SFSRLTEACAHLRDPDCLLVATDRDPWHPLSDGSRTPGT GSLAAAVETAS GRQALVVGKPSPYMFQCITEDFSVDPARTLMVGDRLETDI LFGHRCGTT VLTLTGVSSLEEAQAYLTAGQRDLVPHYVVESIADLMEGL ED	
Predicted molecular weight	48 kDa including tags	
Amino acids	1 to 292	
Tags	His tag N-Terminus	
Additional sequence information	6xHis-SUMO tag at the N-terminus.	

Specifications

Our **Abpromise guarantee** covers the use of **ab226443** in the following tested applications.

The application notes include recommended starting dilutions; optimal dilutions/concentrations should be determined by the end user.

Applications	SDS-PAGE
	Mass Spectrometry

Mass spectrometry	LC-MS/MS
Form	Liquid

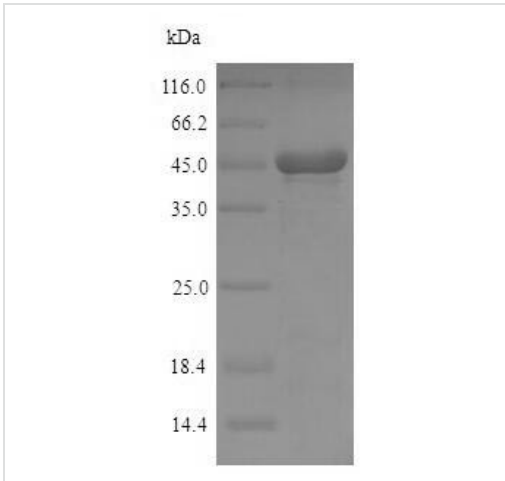
Preparation and Storage

Stability and Storage	Shipped at 4°C. Upon delivery aliquot. Store at -20°C or -80°C. Avoid freeze / thaw cycle. pH: 7.2 Constituents: 50% Glycerol (glycerin, glycerine), Tris buffer
------------------------------	--

General Info

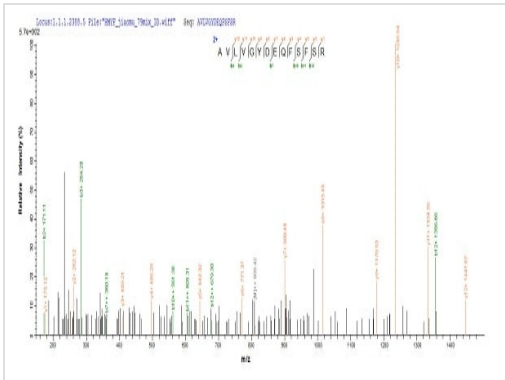
Function	Protein serine phosphatase that dephosphorylates 'Ser-3' in cofilin and probably also dephosphorylates phospho-serine residues in DSTN. Regulates cofilin-dependent actin cytoskeleton reorganization. Required for normal progress through mitosis and normal cytokinesis. Does not dephosphorylate phospho-threonines in LIMK1. Does not dephosphorylate peptides containing phospho-tyrosine. Pyridoxal phosphate phosphatase. Has some activity towards pyridoxal 5'-phosphate (PLP), pyridoxine 5'-phosphate (PMP) and pyridoxine 5'-phosphate (PNP), with a highest activity with PLP followed by PNP.
Tissue specificity	Ubiquitous. Highly expressed in all the regions of central nerve system except the spinal cord. Also expressed at high level in liver and testis. In fetus, it is weakly expressed in all organs except brain.
Sequence similarities	Belongs to the HAD-like hydrolase superfamily.
Cellular localization	Cytoplasm, cytosol. Cytoplasm, cytoskeleton. Cell projection, ruffle membrane. Cell projection, lamellipodium membrane. Cell membrane. Colocalizes with the actin cytoskeleton in membrane ruffles and lamellipodia. Diffusely distributed throughout the cytosol during pro-metaphase and metaphase. Detected at the dynamic cell poles during telophase. Detected at the cleavage furrow and contractile ring during cytokinesis. Transiently detected at the plasma membrane in late stages of cytokinesis. Detected at the midbody.

Images



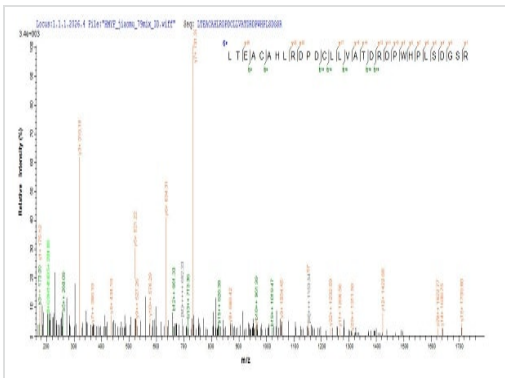
SDS-PAGE - Recombinant Mouse PDXP protein (Tagged) (ab226443)

(Tris-Glycine gel) Discontinuous SDS-PAGE (reduced) analysis of ab226443 with 5% enrichment gel and 15% separation gel.



Mass Spectrometry - Recombinant Mouse PDXP protein (Tagged) (ab226443)

Based on the SEQUEST from database of E.coli host and target protein, the LC-MS/MS Analysis result of ab226443 could indicate that this peptide derived from E.coli-expressed mouse PDXP.



Mass Spectrometry - Recombinant Mouse PDXP protein (Tagged) (ab226443)

Based on the SEQUEST from database of E.coli host and target protein, the LC-MS/MS Analysis result of ab226443 could indicate that this peptide derived from E.coli-expressed mouse PDXP.

Please note: All products are "FOR RESEARCH USE ONLY. NOT FOR USE IN DIAGNOSTIC PROCEDURES"

Our Abpromise to you: Quality guaranteed and expert technical support

- Replacement or refund for products not performing as stated on the datasheet
- Valid for 12 months from date of delivery
- Response to your inquiry within 24 hours

- We provide support in Chinese, English, French, German, Japanese and Spanish
- Extensive multi-media technical resources to help you
- We investigate all quality concerns to ensure our products perform to the highest standards

If the product does not perform as described on this datasheet, we will offer a refund or replacement. For full details of the Abpromise, please visit <https://www.abcam.com/abpromise> or contact our technical team.

Terms and conditions

- Guarantee only valid for products bought direct from Abcam or one of our authorized distributors