

Product datasheet

Hematoxylin Solution (Mayer's, Modified) ab220365

★★★★★ [2 Abreviews](#) [14 References](#) [3 Images](#)

Overview

Product name	Hematoxylin Solution (Mayer's, Modified)
Tested applications	Suitable for: IHC
General notes	<p>Hematoxylin solution ab220365 is a high quality, ready-to-use solution of a commonly used formulation called Modified Mayer's hematoxylin (Lille's modification).</p> <p>This hematoxylin solution is also available in H&E staining kit ab245880.</p> <p>Hematoxylin is a nuclear stain that is used as a counterstain for immunohistochemistry (IHC). Together with eosin, it forms the Hematoxylin and Eosin stain (H&E stain), one of the most commonly used stains in histology.</p> <p>Other products for IHC</p> <p>Find kits and reagents for antigen retrieval, blocking, signal amplification, visualization, counterstaining, and mounting in the IHC kits and reagents guide.</p>

Properties

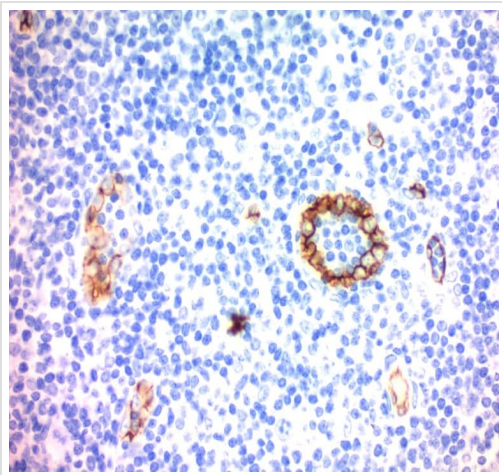
Form	Liquid
Storage instructions	Store at room temperature.
Storage buffer	<p>pH: 2.00</p> <p>Constituents: 30% Glycerol (glycerin, glycerine), 5% Aluminium sulfate, 2% Acetic acid, 1% Haematoxylin</p>

Applications

The Abpromise guarantee Our [Abpromise guarantee](#) covers the use of ab220365 in the following tested applications. The application notes include recommended starting dilutions; optimal dilutions/concentrations should be determined by the end user.

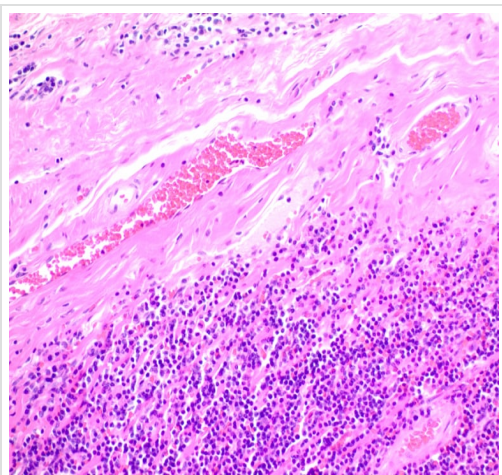
Application	Abreviews	Notes
IHC		Use at an assay dependent concentration.

Images



Immunohistochemistry (Formalin/PFA-fixed paraffin-embedded sections) - Hematoxylin Solution (Mayer's, Modified) (ab220365)

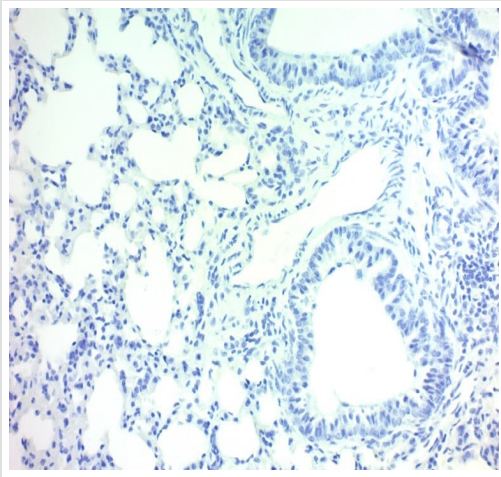
Immunohistochemistry Staining with CD34 on Human tonsil. Counterstained with Hematoxylin Solution (Mayer's, Modified) (ab220365) for 30 seconds followed by bluing with Bluing Reagent.



Immunohistochemistry (Formalin/PFA-fixed paraffin-embedded sections) - Hematoxylin Solution (Mayer's, Modified) (ab220365)

H&E Stain Kit (Hematoxylin and Eosin) staining formalin-fixed-paraffin embedded tissue section.

Hematoxylin Solution (Mayer's, Modified) ab220365 is used as a component of H&E Staining Kit (Hematoxylin and Eosin) **ab245880**.



Pig Lung stained with Hematoxylin Solution (Mayer's, Modified) (ab220365) followed by bluing with Bluing Reagent.

Immunohistochemistry (Formalin/PFA-fixed paraffin-embedded sections) - Hematoxylin Solution (Mayer's, Modified) (ab220365)

Please note: All products are "FOR RESEARCH USE ONLY. NOT FOR USE IN DIAGNOSTIC PROCEDURES"

Our Abpromise to you: Quality guaranteed and expert technical support

- Replacement or refund for products not performing as stated on the datasheet
- Valid for 12 months from date of delivery
- Response to your inquiry within 24 hours
- We provide support in Chinese, English, French, German, Japanese and Spanish
- Extensive multi-media technical resources to help you
- We investigate all quality concerns to ensure our products perform to the highest standards

If the product does not perform as described on this datasheet, we will offer a refund or replacement. For full details of the Abpromise, please visit <https://www.abcam.com/abpromise> or contact our technical team.

Terms and conditions

- Guarantee only valid for products bought direct from Abcam or one of our authorized distributors