

Product datasheet

Goat Anti-Mouse IgG H&L (Alexa Fluor® 555) ab150114

★★★★★ [2 Abreviews](#) [84 References](#) [4 Images](#)

Overview

Product name	Goat Anti-Mouse IgG H&L (Alexa Fluor® 555)
Host species	Goat
Target species	Mouse
Tested applications	Suitable for: IHC-Fr, ICC/IF, ELISA, IHC-P, Flow Cyt
Immunogen	The details of the immunogen for this antibody are not available.
Conjugation	Alexa Fluor® 555. Ex: 555nm, Em: 565nm

Properties

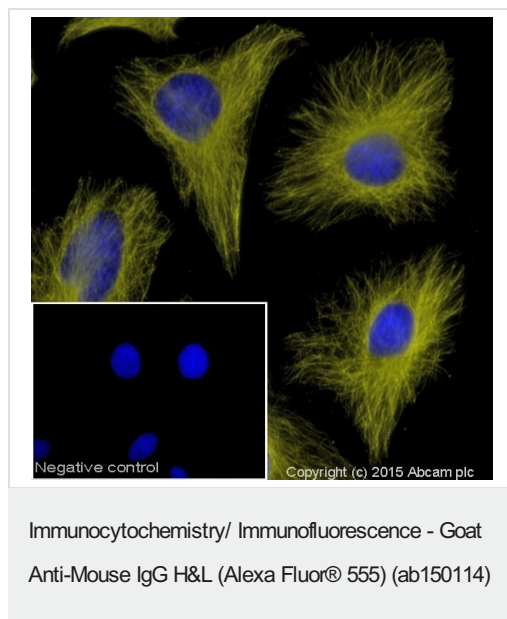
Form	Liquid
Storage instructions	Shipped at 4°C. Store at +4°C short term (1-2 weeks). Upon delivery aliquot. Store at -20°C. Avoid freeze / thaw cycle. Stable for 12 months at -20°C. Store In the Dark.
Storage buffer	Preservative: 0.02% Sodium azide Constituents: 23% Glycerol (glycerin, glycerine), PBS, 1% BSA
Purity	Immunogen affinity purified
Purification notes	The antibody was isolated by affinity chromatography using antigen coupled to agarose beads.
Clonality	Polyclonal
Isotype	IgG
General notes	Alexa Fluor® is a registered trademark of Molecular Probes, Inc, a Thermo Fisher Scientific Company. The Alexa Fluor® dye included in this product is provided under an intellectual property license from Life Technologies Corporation. As this product contains the Alexa Fluor® dye, the purchase of this product conveys to the buyer the non-transferable right to use the purchased product and components of the product only in research conducted by the buyer (whether the buyer is an academic or for-profit entity). As this product contains the Alexa Fluor® dye the sale of this product is expressly conditioned on the buyer not using the product or its components, or any materials made using the product or its components, in any activity to generate revenue, which may include, but is not limited to use of the product or its components: (i) in manufacturing; (ii) to provide a service, information, or data in return for payment (iii) for therapeutic, diagnostic or prophylactic purposes; or (iv) for resale, regardless of whether they are sold for use in research. For information on purchasing a license to this product for purposes other than research, contact Life Technologies Corporation, 5781 Van Allen Way, Carlsbad, CA 92008 USA or

Applications

The Abpromise guarantee Our **Abpromise guarantee** covers the use of ab150114 in the following tested applications. The application notes include recommended starting dilutions; optimal dilutions/concentrations should be determined by the end user.

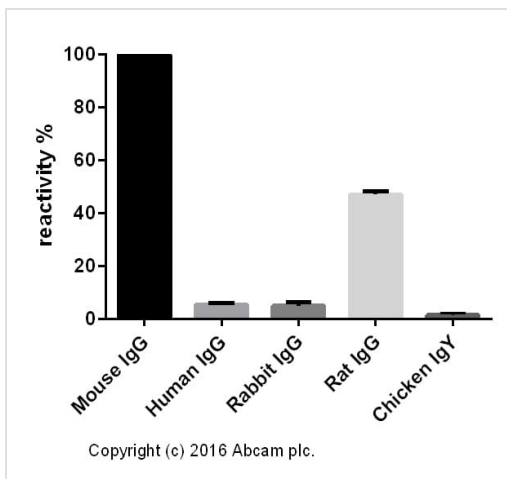
Application	Abreviews	Notes
IHC-Fr		Use at an assay dependent concentration.
ICC/IF	★★★★★ (1)	1/200 - 1/2000.
ELISA		Use at an assay dependent concentration.
IHC-P	★★★★★ (1)	Use at an assay dependent concentration.
Flow Cyt		1/2000.

Images



ICC/IF image of **ab7291** in HeLa cells. The cells were 100% methanol fixed (5 min), permeabilized with 0.1% Triton X-100 for 5 minutes and then incubated in 1% BSA / 10% normal goat serum / 0.3M glycine in 0.1% PBS-Tween for 1h to block non-specific protein-protein interactions. The cells were then incubated with the antibody (**ab7291**, 1µg/ml) overnight at +4°C. The secondary antibody **ab181346** (shown in yellow) was used at 1µg/ml for 1h. DAPI was used to stain the cell nuclei (blue) at a concentration of 1.43µM.

The negative control (inset) is a secondary-only assay to demonstrate low non-specific binding of the secondary antibody.

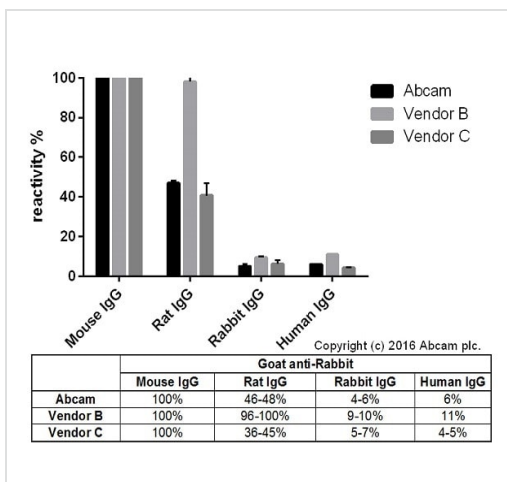


ELISA - Goat Anti-Mouse IgG H&L (Alexa Fluor® 555) (ab150114)

Cross-reactivity of the polyclonal secondary antibody **ab182017** was tested using a sandwich ELISA approach. The wells were coated with the indicated IgG standards at 1 µg/ml (50 µl/well) and incubated overnight at 4°C, followed by a 5% BSA blocking step for 2h at RT. **ab182017** was then added starting at 1 µg/ml and gradually diluted 1/4 (50 µl/well), followed by incubation for 2h. For the detection Donkey anti-Goat IgG H&L (HRP) (**ab6885**) was used at 1/10,000 dilution (50 µl/well), followed by incubation for 1h at RT.

For the batch tested, ab182017 showed a cross-reactivity below 2% towards Chicken IgY, 6% towards Human IgG, 7% towards Rabbit IgG and 47% towards Rat IgG.

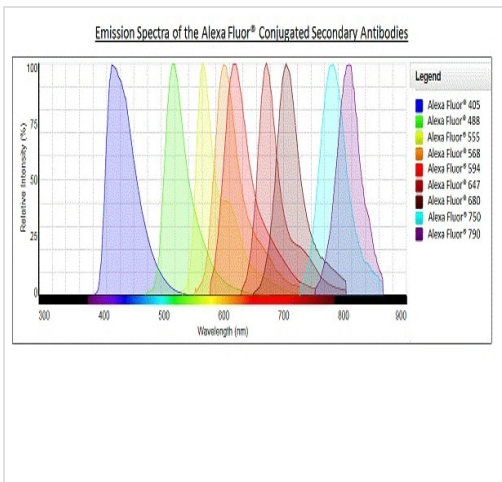
This data was developed using the unconjugated antibody (**ab182017**).



ELISA - Goat Anti-Mouse IgG H&L (Alexa Fluor® 555) (ab150114)

Cross-reactivity of Goat anti-Mouse IgG H&L (**ab182017**) and Goat anti-Mouse IgG H&L obtained from two different vendors was tested using a sandwich ELISA approach. The wells were coated with the indicated IgG standards (Rabbit, Human, Mouse and Rat) at 1 µg/ml (50 µl/well) and incubated overnight at 4°C, followed by a 5% BSA blocking step for 2h at RT. Secondary antibodies were then added starting at 1 µg/ml and gradually diluted 1/4 (50 µl/well), followed by incubation for 2h. For the detection Donkey anti-Goat IgG H&L (HRP) (**ab6885**) was used at 1/10,000 dilution (50 µl/well), followed by incubation for 1h at RT. This data is from a representative dilution.

This data was developed using the unconjugated antibody (**ab182017**).



Alexa Fluor® - Goat Anti-Mouse IgG H&L (Alexa Fluor® 555) (ab150114)

Please note: All products are "FOR RESEARCH USE ONLY. NOT FOR USE IN DIAGNOSTIC PROCEDURES"

Our Abpromise to you: Quality guaranteed and expert technical support

- Replacement or refund for products not performing as stated on the datasheet
- Valid for 12 months from date of delivery
- Response to your inquiry within 24 hours
- We provide support in Chinese, English, French, German, Japanese and Spanish
- Extensive multi-media technical resources to help you
- We investigate all quality concerns to ensure our products perform to the highest standards

If the product does not perform as described on this datasheet, we will offer a refund or replacement. For full details of the Abpromise, please visit <https://www.abcam.com/abpromise> or contact our technical team.

Terms and conditions

- Guarantee only valid for products bought direct from Abcam or one of our authorized distributors