

Product datasheet

Goat Anti-Rat IgG H&L (Alexa Fluor® 488) ab150157

★★★★★ [3 Abreviews](#) [163 References](#) [3 Images](#)

Overview

Product name	Goat Anti-Rat IgG H&L (Alexa Fluor® 488)
Host species	Goat
Target species	Rat
Tested applications	Suitable for: IHC-Fr, Flow Cyt, IHC-P, ICC/IF, ELISA
Immunogen	The details of the immunogen for this antibody are not available.
Conjugation	Alexa Fluor® 488. Ex: 495nm, Em: 519nm

Properties

Form	Liquid
Storage instructions	Shipped at 4°C. Store at +4°C short term (1-2 weeks). Upon delivery aliquot. Store at -20°C. Avoid freeze / thaw cycle. Stable for 12 months at -20°C. Store In the Dark.
Storage buffer	Preservative: 0.02% Sodium azide Constituents: 23% Glycerol (glycerin, glycerine), PBS, 1% BSA
Purity	Immunogen affinity purified
Purification notes	This antibody was isolated by affinity chromatography using antigen coupled to agarose beads.
Clonality	Polyclonal
Isotype	IgG
General notes	Alexa Fluor® is a registered trademark of Molecular Probes, Inc, a Thermo Fisher Scientific Company. The Alexa Fluor® dye included in this product is provided under an intellectual property license from Life Technologies Corporation. As this product contains the Alexa Fluor® dye, the purchase of this product conveys to the buyer the non-transferable right to use the purchased product and components of the product only in research conducted by the buyer (whether the buyer is an academic or for-profit entity). As this product contains the Alexa Fluor® dye the sale of this product is expressly conditioned on the buyer not using the product or its components, or any materials made using the product or its components, in any activity to generate revenue, which may include, but is not limited to use of the product or its components: (i) in manufacturing; (ii) to provide a service, information, or data in return for payment (iii) for therapeutic, diagnostic or prophylactic purposes; or (iv) for resale, regardless of whether they are sold for use in research. For information on purchasing a license to this product for purposes other than research, contact Life Technologies Corporation, 5781 Van Allen Way, Carlsbad, CA 92008 USA or

Applications

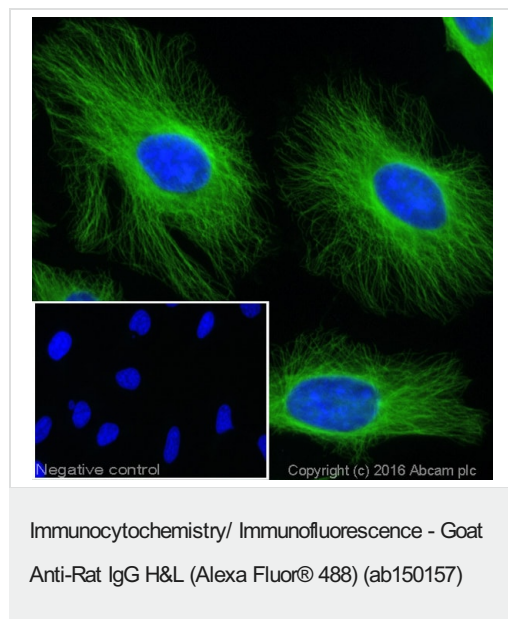
The Abpromise guarantee

Our **Abpromise guarantee** covers the use of ab150157 in the following tested applications.

The application notes include recommended starting dilutions; optimal dilutions/concentrations should be determined by the end user.

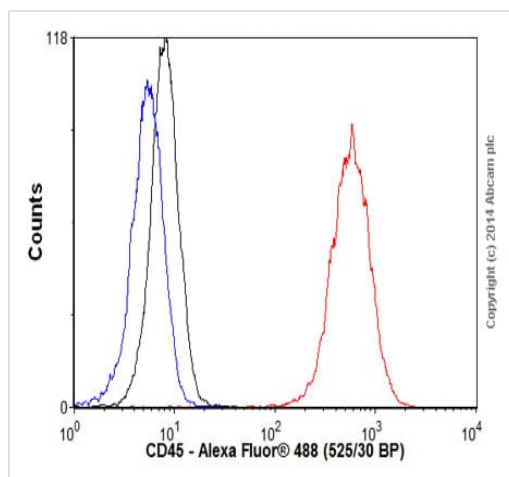
Application	Abreviews	Notes
IHC-Fr		Use at an assay dependent concentration.
Flow Cyt		1/2000 - 1/4000.
IHC-P	★★★★★ (1)	Use at an assay dependent concentration.
ICC/IF	★★★★★ (2)	1/200 - 1/1000.
ELISA		Use at an assay dependent concentration.

Images



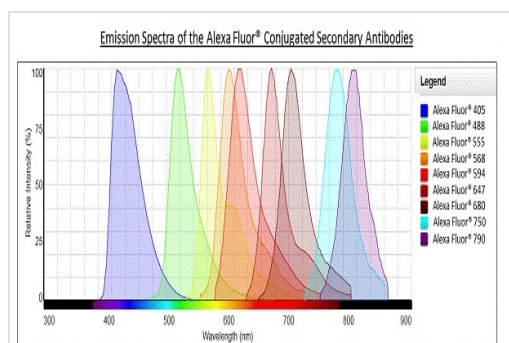
ICC/IF image of **ab6160** stained HeLa cells. The cells were 100% methanol fixed (5 min), permeabilized with 0.1% Triton X-100 for 5 minutes and then incubated in 1% BSA / 10% normal goat serum / 0.3M glycine in 0.1% PBS-Tween for 1h to block non-specific protein-protein interactions. The cells were then incubated with the antibody (**ab6160**, 2µg/ml) overnight at +4°C. The secondary antibody (green) was ab150157 Alexa Fluor® 488 goat anti-rat IgG (H+L) used at 1µg/ml for 1h. DAPI was used to stain the cell nuclei (blue) at a concentration of 1.43µM.

The negative control (inset) is a secondary-only assay to demonstrate low non-specific binding of the secondary antibody.



Flow Cytometry - Goat Anti-Rat IgG H&L (Alexa Fluor® 488) (ab150157)

Overlay histogram showing Jurkat cells stained with **ab30446** (red line). The cells were fixed with 4% paraformaldehyde (10 min) and then permeabilized with 0.1% PBS-Tween for 20 min. The cells were then incubated in 1x PBS / 10% normal goat serum / 0.3M glycine to block non-specific protein-protein interactions followed by the antibody (**ab30446**, 0.01µg/1x10⁶ cells) for 30 min at 22°C. The secondary antibody Goat anti-rat IgG H&L (Alexa Fluor® 488) (ab150157) was used at 1/4000 dilution for 30 min at 22°C. Isotype control antibody (black line) was rat IgG2b [RTK4530] (**ab18541**, 0.01µg/1x10⁶ cells) used under the same conditions. Unlabelled sample (blue line) was also used as a control. Acquisition of >5,000 events were collected using a 20mW Argon ion laser (488nm) and 525/30 bandpass filter.



Alexa Fluor® - Goat Anti-Rat IgG H&L (Alexa Fluor® 488) (ab150157)

Please note: All products are "FOR RESEARCH USE ONLY. NOT FOR USE IN DIAGNOSTIC PROCEDURES"

Our Abpromise to you: Quality guaranteed and expert technical support

- Replacement or refund for products not performing as stated on the datasheet

- Valid for 12 months from date of delivery
- Response to your inquiry within 24 hours
- We provide support in Chinese, English, French, German, Japanese and Spanish
- Extensive multi-media technical resources to help you
- We investigate all quality concerns to ensure our products perform to the highest standards

If the product does not perform as described on this datasheet, we will offer a refund or replacement. For full details of the Abpromise, please visit <https://www.abcam.com/abpromise> or contact our technical team.

Terms and conditions

- Guarantee only valid for products bought direct from Abcam or one of our authorized distributors