


Product datasheet

Anti-PRSS8 antibody [EPR15327] - BSA and Azide free ab250829

Recombinant RabMAb

3 Images

Overview

Product name	Anti-PRSS8 antibody [EPR15327] - BSA and Azide free
Description	Rabbit monoclonal [EPR15327] to PRSS8 - BSA and Azide free
Host species	Rabbit
Tested applications	Suitable for: IP, WB
Species reactivity	Reacts with: Human Predicted to work with: Mouse 
Immunogen	Recombinant fragment. This information is proprietary to Abcam and/or its suppliers.
General notes	<p>ab250829 is the carrier-free version of ab185236.</p> <p>Our carrier-free antibodies are typically supplied in a PBS-only formulation, purified and free of BSA, sodium azide and glycerol. The carrier-free buffer and high concentration allow for increased conjugation efficiency.</p> <p>This conjugation-ready format is designed for use with fluorochromes, metal isotopes, oligonucleotides, and enzymes, which makes them ideal for antibody labelling, functional and cell-based assays, flow-based assays (e.g. mass cytometry) and Multiplex Imaging applications.</p> <p>Use our conjugation kits for antibody conjugates that are ready-to-use in as little as 20 minutes with <1 minute hands-on-time and 100% antibody recovery: available for fluorescent dyes, HRP, biotin and gold.</p> <p>This product is compatible with the Maxpar[®] Antibody Labeling Kit from Fluidigm, without the need for antibody preparation. Maxpar[®] is a trademark of Fluidigm Canada Inc.</p> <p>This product is a recombinant monoclonal antibody, which offers several advantages including:</p> <ul style="list-style-type: none"> - High batch-to-batch consistency and reproducibility - Improved sensitivity and specificity - Long-term security of supply - Animal-free production <p>For more information see here.</p> <p>Our RabMAb[®] technology is a patented hybridoma-based technology for making rabbit monoclonal antibodies. For details on our patents, please refer to RabMAb[®] patents.</p>

Properties

Form	Liquid
Storage instructions	Shipped at 4°C. Store at +4°C. Do Not Freeze.
Storage buffer	pH: 7.2 Constituent: PBS
Carrier free	Yes
Purity	Protein A purified
Clonality	Monoclonal
Clone number	EPR15327
Isotype	IgG

Applications

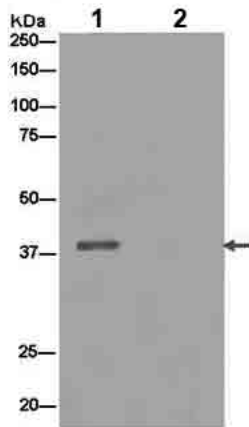
The Abpromise guarantee Our [Abpromise guarantee](#) covers the use of ab250829 in the following tested applications. The application notes include recommended starting dilutions; optimal dilutions/concentrations should be determined by the end user.

Application	Abreviews	Notes
IP		Use at an assay dependent concentration.
WB		Use at an assay dependent concentration. Detects a band of approximately 40 kDa (predicted molecular weight: 36 kDa).

Target

Function	Possesses a trypsin-like cleavage specificity.
Tissue specificity	Found in prostate, liver, salivary gland, kidney, lung, pancreas, colon, bronchus and renal proximal tubular cells. In the prostate gland it may be synthesized in epithelial cells, secreted into the ducts, and excreted into the seminal fluid.
Sequence similarities	Belongs to the peptidase S1 family. Contains 1 peptidase S1 domain.
Cellular localization	Cell membrane and Secreted > extracellular space. Found in the seminal fluid. Secreted after cleavage of its C-terminus.

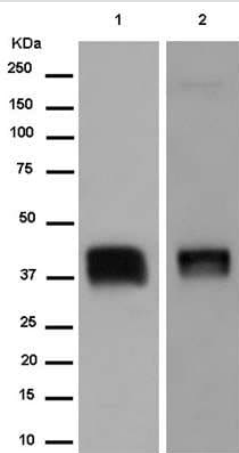
Images



Immunoprecipitation - Anti-PRSS8 antibody [EPR15327] - BSA and Azide free (ab250829)

This data was developed using [ab185236](#), the same antibody clone in a different buffer formulation. Western blot analysis of immunoprecipitation pellet from MCF7 cell lysate, immunoprecipitated using [ab185235](#) at 1/50 dilution (lane 1) or PBS control (lane 2).

Secondary: Anti-Rabbit IgG (HRP), specific to the non-reduced form of IgG at 1/1500 dilution.



Western blot - Anti-PRSS8 antibody [EPR15327] - BSA and Azide free (ab250829)

All lanes : Anti-PRSS8 antibody [EPR15327] ([ab185236](#)) at 1/10000 dilution

Lane 1 : LnCAP cell lysate

Lane 2 : MCF7 cell lysate

Lysates/proteins at 20 µg per lane.

Secondary

All lanes : Goat Anti-Rabbit IgG, (H+L), Peroxidase conjugated at 1/1000 dilution

Predicted band size: 36 kDa

This data was developed using [ab185236](#), the same antibody clone in a different buffer formulation.

Why choose a recombinant antibody?



Research with confidence
Consistent and reproducible results



Long-term and scalable supply
Recombinant technology



Success from the first experiment
Confirmed specificity



Ethical standards compliant
Animal-free production

Anti-PRSS8 antibody [EPR15327] - BSA and Azide free (ab250829)

Please note: All products are "FOR RESEARCH USE ONLY. NOT FOR USE IN DIAGNOSTIC PROCEDURES"

Our Abpromise to you: Quality guaranteed and expert technical support

- Replacement or refund for products not performing as stated on the datasheet
- Valid for 12 months from date of delivery
- Response to your inquiry within 24 hours
- We provide support in Chinese, English, French, German, Japanese and Spanish
- Extensive multi-media technical resources to help you
- We investigate all quality concerns to ensure our products perform to the highest standards

If the product does not perform as described on this datasheet, we will offer a refund or replacement. For full details of the Abpromise, please visit <https://www.abcam.com/abpromise> or contact our technical team.

Terms and conditions

- Guarantee only valid for products bought direct from Abcam or one of our authorized distributors