

## Product datasheet

# Anti-RAB27B antibody ab103418

[1 References](#) [3 Images](#)

### Overview

<b>Product name</b>	Anti-RAB27B antibody
<b>Description</b>	Rabbit polyclonal to RAB27B
<b>Host species</b>	Rabbit
<b>Tested applications</b>	<b>Suitable for:</b> WB
<b>Species reactivity</b>	<b>Reacts with:</b> Human
<b>Immunogen</b>	Full length protein, corresponding to amino acids 1-218 of Human RAB27B (AAH27474.1).
<b>Positive control</b>	Human spleen tissue lysate; HeLa whole cell lysate ( <a href="#">ab150035</a> ); RAB27B transfected 293T cell line lysate

### Properties

<b>Form</b>	Liquid
<b>Storage instructions</b>	Shipped at 4°C. Upon delivery aliquot and store at -20°C or -80°C. Avoid repeated freeze / thaw cycles.
<b>Storage buffer</b>	pH: 7.20 Constituent: 2.68% PBS
<b>Purity</b>	Protein A purified
<b>Clonality</b>	Polyclonal
<b>Isotype</b>	IgG

### Applications

Our [Abpromise guarantee](#) covers the use of **ab103418** in the following tested applications.

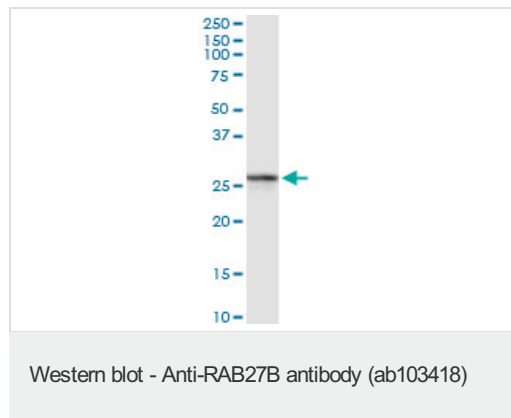
The application notes include recommended starting dilutions; optimal dilutions/concentrations should be determined by the end user.

Application	Abreviews	Notes
WB		Use a concentration of 1 - 5 µg/ml. Predicted molecular weight: 25 kDa.

### Target

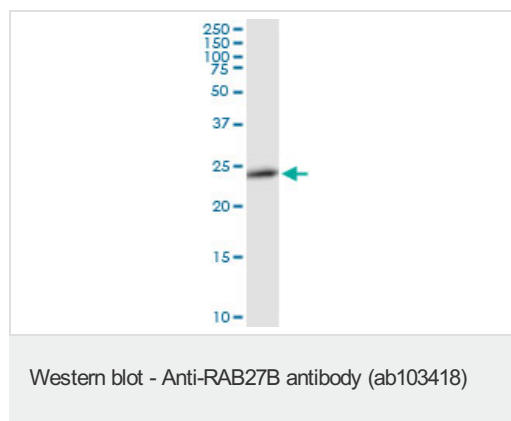
<b>Function</b>	May be involved in targeting uroplakins to urothelial apical membranes.
<b>Tissue specificity</b>	Expressed primarily in testis.
<b>Sequence similarities</b>	Belongs to the small GTPase superfamily. Rab family.
<b>Cellular localization</b>	Membrane.

## Images



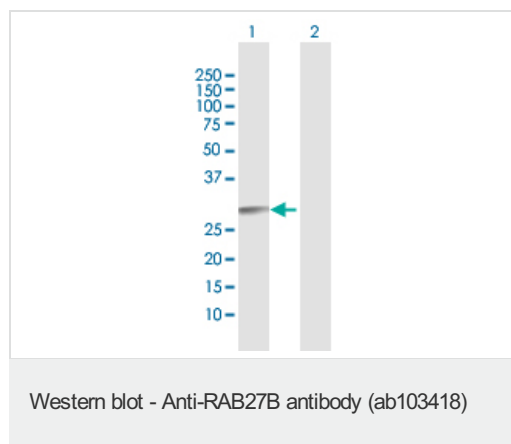
Anti-RAB27B antibody (ab103418) at 5 µg/ml + Human spleen tissue lysate at 50 µg

**Predicted band size:** 25 kDa



Anti-RAB27B antibody (ab103418) at 5 µg/ml + HeLa cell lysate at 50 µg

**Predicted band size:** 25 kDa



**All lanes :** Anti-RAB27B antibody (ab103418) at 5 µg/ml

**Lane 1 :** RAB27B transfected 293T cell lysate

**Lane 2 :** Non-transfected 293T cell lysate

Lysates/proteins at 25 µg per lane.

**Predicted band size:** 25 kDa

**Please note:** All products are "FOR RESEARCH USE ONLY. NOT FOR USE IN DIAGNOSTIC PROCEDURES"

## **Our Abpromise to you: Quality guaranteed and expert technical support**

---

- Replacement or refund for products not performing as stated on the datasheet
- Valid for 12 months from date of delivery
- Response to your inquiry within 24 hours
  
- We provide support in Chinese, English, French, German, Japanese and Spanish
- Extensive multi-media technical resources to help you
- We investigate all quality concerns to ensure our products perform to the highest standards

If the product does not perform as described on this datasheet, we will offer a refund or replacement. For full details of the Abpromise, please visit <https://www.abcam.com/abpromise> or contact our technical team.

## **Terms and conditions**

---

- Guarantee only valid for products bought direct from Abcam or one of our authorized distributors