

Product datasheet

Anti-RAD54B antibody ab222891

3 Images

Overview

| | |
|----------------------------|---|
| Product name | Anti-RAD54B antibody |
| Description | Rabbit polyclonal to RAD54B |
| Host species | Rabbit |
| Tested applications | Suitable for: ICC/IF, IHC-P |
| Species reactivity | Reacts with: Human |
| Immunogen | Recombinant fragment corresponding to Human RAD54B aa 1-167. Database link: Q9Y620 |
| Positive control | IHC: Human tonsil and testis tissues. ICC/IF: HeLa cells. |
| General notes | <p>Reproducibility is key to advancing scientific discovery and accelerating scientists' next breakthrough.</p> <p>Abcam is leading the way with our range of recombinant antibodies, knockout-validated antibodies and knockout cell lines, all of which support improved reproducibility.</p> <p>We are also planning to innovate the way in which we present recommended applications and species on our product datasheets, so that only applications & species that have been tested in our own labs, our suppliers or by selected trusted collaborators are covered by our Abpromise™ guarantee.</p> <p>In preparation for this, we have started to update the applications & species that this product is Abpromise guaranteed for.</p> <p>We are also updating the applications & species that this product has been “predicted to work with,” however this information is not covered by our Abpromise guarantee.</p> <p>Applications & species from publications and Abreviews that have not been tested in our own labs or in those of our suppliers are not covered by the Abpromise guarantee.</p> <p>Please check that this product meets your needs before purchasing. If you have any questions, special requirements or concerns, please send us an inquiry and/or contact our Support team ahead of purchase. Recommended alternatives for this product can be found below, as well as customer reviews and Q&As.</p> |

Properties

| | |
|-----------------------------|--|
| Form | Liquid |
| Storage instructions | Shipped at 4°C. Store at +4°C short term (1-2 weeks). Upon delivery aliquot. Store at -20°C long |

term. Avoid freeze / thaw cycle.

Storage buffer

pH: 7.40

Constituents: 50% Glycerol (glycerin, glycerine), PBS, 0.03% Proclin 300

Purity

Protein G purified

Purification notes

Purity >95%.

Clonality

Polyclonal

Isotype

IgG

Applications

Our [Abpromise guarantee](#) covers the use of **ab222891** in the following tested applications.

The application notes include recommended starting dilutions; optimal dilutions/concentrations should be determined by the end user.

| Application | Abreviews | Notes |
|-------------|-----------|---------------|
| ICC/IF | | 1/50 - 1/200. |
| IHC-P | | 1/20 - 1/200. |

Target

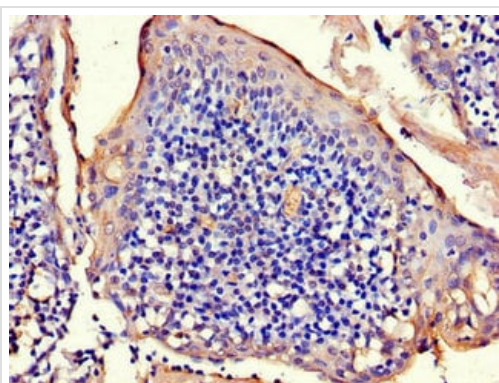
Relevance

The RAD52 epistasis group genes are involved in homologous recombination, and they are conserved from yeast to humans. RAD54B is involved in DNA repair and mitotic recombination.

Cellular localization

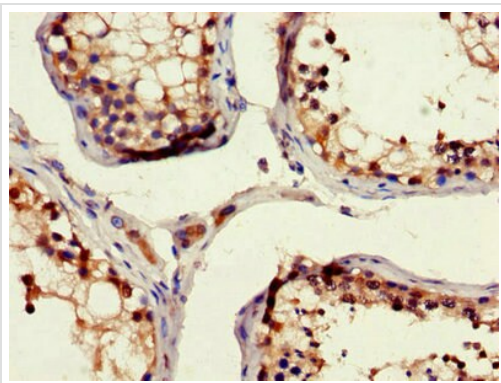
Nuclear

Images



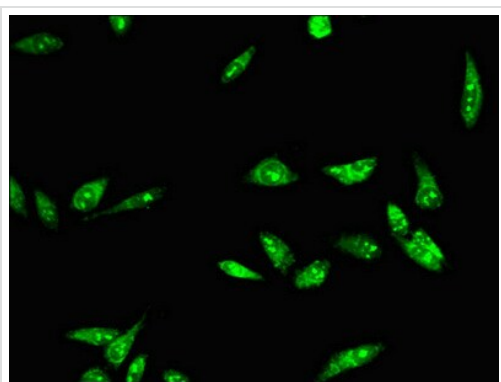
Paraffin-embedded human tonsil tissue stained for RAD54B using ab222891 at 1/100 dilution in immunohistochemical analysis.

Immunohistochemistry (Formalin/PFA-fixed paraffin-embedded sections) - Anti-RAD54B antibody (ab222891)



Immunohistochemistry (Formalin/PFA-fixed paraffin-embedded sections) - Anti-RAD54B antibody (ab222891)

Paraffin-embedded human testis tissue stained for RAD54B using ab222891 at 1/100 dilution in immunohistochemical analysis.



Immunocytochemistry/ Immunofluorescence - Anti-RAD54B antibody (ab222891)

HeLa (human epithelial cell line from cervix adenocarcinoma) cells stained for RAD54B (green) using ab222891 at 1/100 dilution in ICC/IF, followed by Alexa Fluor 488[®] conjugated Goat Anti-Rabbit IgG (H+L).

Please note: All products are "FOR RESEARCH USE ONLY. NOT FOR USE IN DIAGNOSTIC PROCEDURES"

Our Abpromise to you: Quality guaranteed and expert technical support

- Replacement or refund for products not performing as stated on the datasheet
- Valid for 12 months from date of delivery
- Response to your inquiry within 24 hours
- We provide support in Chinese, English, French, German, Japanese and Spanish
- Extensive multi-media technical resources to help you
- We investigate all quality concerns to ensure our products perform to the highest standards

If the product does not perform as described on this datasheet, we will offer a refund or replacement. For full details of the Abpromise, please visit <https://www.abcam.com/abpromise> or contact our technical team.

Terms and conditions

- Guarantee only valid for products bought direct from Abcam or one of our authorized distributors